



CANADIAN GOAT SOCIETY

Milk Recording Booklet

Canadian Goat Society

Table of Contents

Milk Test Program Rules	2
Official *P (305 Day) Milk Recording Program Rules	4
CGS 305 Day Supervised (24 Hour)	4
4 + 4 Owner/Sampler Option (24 Hour)	4
CGS Commercial Dairy Herds	4
Open to Commercial Dairy Herds Only.	4
Lactanet Program	4
Verification Tests	4
Milk Test Program Rules	5
Official One Day (*M) Milk Recording Program Rules	5
*M & P Fees Payable to CGS for all Milk Test Programs	6
CGS Qualification Scale - Standard Breeds	7
CGS Qualification Scale - Nigerian Dwarf	8
Condition Codes	9
On Farm Procedures for Milk Test Program	10
SCALES AND SAMPLES	10
Scales	10
Dairy Dippers	10
Sample Bottles	10
Handling Of Milk Sample Bottles	10

Canadian Goat Society Milk Test Programs **NEW**

Amended April, 2020

Milk Test Program Rules

1. Participants in all CGS Milk Recording Programs must be CGS members in good standing and comply with CGS rules and local DHI Laboratory standards for component analysis.
2. Testers must be pre-approved by the CGS Office.
3. The official tester must not be a member of the same household; a person related to the herd-owner, such as a relative or spouse; a person in his/her employment or a person with a direct financial interest in the animal(s) to be tested: as defined under CGS Policy and Procedures.
4. In order for the required number of herd tests, during each 12-month period, to be respected on a continual basis the interval between any **2 (two)** herd tests should not exceed 60 days. Testing intervals should average **50** days and not less than 15 days. This interval may be extended up to 90 days only once a year under special circumstances and only then with approval of the CGS office in advance. In any case when the maximum allowable interval of 90 days is surpassed, all lactation records involving test information from herd test will not be publishable. In order to re-establish the herd criteria for publishable lactations as quickly as possible, it is recommended that long testing intervals be followed by a series of herd tests with shorter intervals.
5. A doe's production will be considered as official only when her first test for that lactation occurs within 75 days of freshening. This applies to doe's entering the herd after they have freshened (i.e. Purchased does) as well as new herds coming on test. Doe's which freshen in a herd already on test must be tested on the first test held after the doe is five days fresh. If a doe is less than five days fresh, she is considered "too fresh to test" and should be entered and tested on the next test sheets. The day after kidding is considered to be day one of the record. Testing and ID checking may continue even when all does are dry.
6. All animals that have ever freshened, regardless of ownership, that are on the farm for more than one test interval must be included on the barn sheet and report. (Exceptions are Angora and Pygmy breeds, however, if the herd owner chooses to test an animal of either of these breeds then all animals in milk of that breed must be tested). All animals on test must be positively identified. Official awards will not be granted to animals whose registration numbers, tattoos or ownership cannot be verified by CGS. Official lactation awards will not be granted to animals with illegible or missing tattoos. This applies to any new goats or newly fresh goats entering the herd on their first test as well. Testers and herd owners are jointly responsible for the continued accuracy of identification, and a proportion of the animals on test (under 50 animals 10%, over 50 at least 20%) must be checked at random each month. When new goats begin lactation, **all** tattoos from those animals must be checked. If papers on new doe's entering the herd are not available for the first test the doe will enter the herd as required but the lactation will not be considered official until this information is verified. Testers are responsible to check registration papers and tattoos of all animals for a new herd on test and any new does entering on test.
7. An animal is considered "dry" on the day that you stop milking her at least twice a day. This "dry date" along with the dry code must be recorded on the test sheets of the next test day. In the event that an animal is sold then the sold date and sold code must be entered on the sheets of the first test after she departed the herd. This date is the date she actually left the herd not necessarily the date sold. A lactation cannot be calculated or deemed official without a termination date which should be supplied on the next test sheet following the date the animal was dried off, sold, died or the herd went off test. At the time of each test the herd owner shall provide all the data needed by the tester for a complete and accurate report of each goat in the herd. (I.e. breeding dates, corrections, fresh dates, dry dates and new doe's to enroll).

8. No stimulants or drugs shall be given to a doe at any time during the test unless for medical reasons, which must be noted, using the appropriate explanation lactation code. Any practice that is intended to create an abnormal milk or component yield is prohibited. At all times the actual milking practice must be in full view of the tester.
9. If a herd has only dry or lactation termination dates to record and no milk weights, it is still necessary to be tested and record the information on the barn sheets which are to be signed by the herd owner and the tester. As there are no milk samples to be analyzed by the laboratory, the tester then sends the barn sheets directly to Lactanet, 660 Speedvale Ave. W. Suite 101, Guelph, Ontario N1K 1E5 this is considered a test and may be counted, as a test to be included in the minimum required 8 tests per year for official status.
10. Herds wishing to drop off test must notify the CGS Office **and** Lactanet in writing in advance. Charges to maintain the herd on the system will continue until written notice is received by the CGS Office **and** Lactanet Office. If a herd goes off test, it is necessary to complete one more set of barn sheets to record termination for all lactations in the herd. Remember that it is always necessary to record all codes for changes in status whether all the animals are dry or not.
11. The herd-owner must agree to have his herd tested on the date the tester calls with intent to test or upon arrival of the tester at the farm. The tester shall notify the herd owner not more than 12 hours prior to normal milking time of his/her intent to test. Refusals to be tested or delays in testing must be reported at once by the tester in writing to the CGS Office to reschedule a refused test. The registered herd owner need not be present for his/her animals to be tested, providing, a suitable person is available for the test to be conducted and is willing to sign the test sheets and fulfill the requirements to conduct the test. (I.e. Employee/family member/herdsman.) All equipment necessary to conduct the test must be furnished by the herd owner being tested. The herd owner or substitutes should be prepared to begin milking on time and have all other chores done either before or after testing. The herd owner must be sure it is possible for the tester to observe the doe's being milked, the milking machine equipment or pails and scales during the milking process.
 - a. The tester is to record on the appropriate test sheet any changes in the status of the time at which the milking begins and finishes, the milk weights for each doe tested, her assigned supervisor number, and sign the barn sheets. It will be the responsibility of the tester to calibrate the scales used for the test using a procedure approved by CGS. The scale must be of a type approved by CGS. A sample of each doe's milk must be taken using correct sampling equipment and procedures. An ounce dipper provided by herd owner and of the type approved by CGS must be used to sample the milk. (See Scales & Samples Appendix 1).
 - b. The tester shall not disturb the animals during milking and shall remain in a position that will not interfere with the milking process yet be in clear view of the procedure. The tester shall report in writing to the CGS Office any unusual or abnormal conditions that may affect the reliability of a test or any violation of the rules pertaining to the milk- test program by the member or their associates.
12. The tester is personally responsible for the security of the records and samples. The tester must keep records and samples in his possession between the first and second milking and must personally deliver the reports and samples to the appropriate drop off location or laboratory. The tester is ultimately responsible for all written records made on test day and any misconduct could result in disciplinary action with respect to themselves and possible loss of official status for the herd owner's records.
13. If the CGS Board feels a check test is required, it shall be done at the cost of the herd owner. A check test may be arranged by the CGS Office based on a request of the Board at any time and such check test data will be verified and comparison tests run by VALACTA. Refusals for a check test will not be tolerated and as such a refusal could lead to loss of official records. Under exceptional circumstances, the program administrator may count check tests as one of the 6 or 8 required tests upon consideration. It shall be the responsibility of the CGS Board of Directors to take any disciplinary action, which is deemed necessary for any infraction of rules and procedures of the milk test programs. The CGS will be responsible for modifying these rules as may become necessary.
14. The cost of the tester is the responsibility of the herd owner. Herd owner accounts and CGS membership fees must be current for lactation's to be deemed as official. CGS fees must be paid in advance at the rates determined by the CGS Board of Directors. Outstanding accounts will not be tolerated and herds in arrears of fees more than 60 days from date of invoice may be subject to loss of official status of lactations, termination of testing privileges and suspension of CGS member privileges at CLRC.

Official *P (305 Day) Milk Recording Program Rules

CGS 305 Day Supervised (24 Hour)

A total of 6 - 24 hour supervised tests must be conducted within each rolling 12 month period is required. For each milking in the 24 hour period the following must be collected: milk weights and samples. Please note that an approved CGS tester or a DHI tester may be used to facilitate this testing option. If the required minimum frequency of herd testing is not respected, any goat that has completed or terminated her lactation since the previous herd test will not achieve the publishable status for that lactation record. For new herds enrolled on milk recording, this criterion is not checked until the first year has passed. A minimum of 6 tests per lactation must be conducted for a doe's lactation to be considered official.

4 + 4 Owner/Sampler Option (24 Hour)

A total of 8 -24 hour tests must be conducted within each rolling 12 month period, alternating between owner one month (considered un-supervised) and sampler the next month (considered supervised) on a rotating basis. For each milking in the 24 hour period the following must be collected: milk weights and samples. Please note an approved CGS tester or a DHI tester may be used to facilitate this testing option.

CGS Commercial Dairy Herds

Open to Commercial Dairy Herds Only.

ALL registered does in herd **MUST** be entered on milk test. All CGS general milk test rules and program rules must be followed for publishable records.

Lactanet Program

CGS Members may also use the provincial Cattle Milk Testing Services (Lactanet) and can apply directly to the agency. Contact the Lactanet office for specific information about its programs, as an official alternative to CGS's milk recording programs. CGS must be notified if a herd owner is enrolling in the milk test program, so that records are properly forwarded to and recognized by the Canadian Goat Society from the Lactanet office. Please note that fees associated with this option vary by province.

Verification Tests

CGS reserves the right to conduct a verification test on any herd enrolled in an official CGS milk recording program. 24 hours advance notice will be given to those herds selected. Verification tests will be conducted by official DHI testers. Fees associated with the verification test are the responsibility of the herd owner.

Canadian Goat Society Milk Test Programs

Amended April, 2020

Milk Test Program Rules

Official One Day (*M) Milk Recording Program Rules

A Herd-owner may also choose to use one of the One Day (*M) CGS Official Test Program which is a program designed to allow the herd-owner to obtain information regarding the production and component qualities of their herd based on a one day test. Animals qualifying for the required points based on the *M scale will be awarded a *M certificate.

Herd-owners must apply for this test in writing and applications are to be received at the CGS Office at least 30 days prior to test date. Complete rules and application forms are available from the CGS Office for any herd-owners or organizations wishing to do a Selective *M One-Day Test.

1. A Fair, Exhibition, or goat breeders' club or private individual may sponsor an Official One-Day milking Competition provided that the CGS Office receives the application and appropriate fees at least 30 days in advance of the competition. If not received at least 30 days in advance, a \$100.00 late fee will apply. If application and fees are not received before the function is held then it will NOT be sanctioned. For private competitions, the approved tester may perform the duties of the superintendent. If the application is approved, the CGS Secretary-Manager will notify the applicant and provide report forms which must be used during the competition and will be considered the official results for calculation of Star M points.
2. The competition must be held under the supervision of a CGS approved tester. Please note that the tester is not required to be a CGS member. The official tester must NOT be a member of the same household; a person related to the herd-owner, such as a relative or spouse; a person in his/her employment or a person with a direct financial interest in the animal(s) to be tested: as defined under CGS Policy and Procedures.
3. The applicant must sign the application form.
4. All does entered must be registered in the Canadian Goat Society and original papers must be on site. Grade animals may participate if they are identified by an Unrecorded Grade Certificate (URG). In all cases, does must be legibly tattooed exactly as shown on their papers. The official tester must read all tattoos from the animals and this information will be recorded as read, on the official report. Name and ownership information must be taken from the original registration/URG papers.
5. If a doe is less than five days fresh, she is considered "too fresh to test" and should not be included in the One Day (*M) Test.
6. If the competition is held at a Fair or Exhibition, the rules governing entry to such a show must also be observed, provided that they do not waive the requirements for registration/URG.
7. Goats entered shall be on site the evening before and shall be milked dry and stripped out in the presence of the superintendent or official tester 24 hours before the hour set for the final milking of the competition. Animals arriving late for the pre-milk out must be milked dry and stripped out on arrival.
8. The superintendent will supply ample sample bottles for butterfat analysis and a storage box with hinges and hasp. The official tester will supply his own padlock for the box. The tester will deliver the samples and one copy of the official report form to the provincial lab or nearest drop-off point after the competition.
9. The Tester shall use his own scales to weigh the milk in kilograms and tenths of kilograms. The tester shall take a sample of each milking of each doe during the test period. The composite sample from each doe shall be tested for butterfat. All of the milk taken from an animal at one milking must be poured into the supervisor's bucket at one time. (A doe that kicks etc., may still be milked by emptying the bucket from time to time, but these portions must all be added to a bucket that is then poured all at once into the supervisor's weigh bucket).

10. The tester shall send the original report form, signed by the tester, the superintendent (as applicable) and the owner of each doe, directly to the CGS office, along with a cheque for the balance of the fees, payable to the Canadian Goat Society.

NOTE: The owner or agent of the doe, upon signing the report form, certifies that the information is correct. Any clerical errors detected must be corrected and initialed by the tester on test day. Positive identification of the does entered is necessary for official CGS recognition. Errors in the information for a doe will result in loss of CGS recognition.

11. There shall be no more than 3 milking's per 24-hour day. Points shall be given for the quantity of milk produced, the length of lactation and for the percentage of butterfat as follows:
 - a) Each kilogram of milk = 2.2 points figured to two decimals;
 - b) Each completed 10 days the goat has been in milk since the last kidding, starting day one as being the day the doe kidded = 0.10 of a point, with a maximum of 3.6 points (1.44 points for Nigerian Dwarf);
 - c) Each .0227 kilogram of butterfat yielded in the milking's = 1 point figured to two decimals
12. The total points must be equal or more than the level shown on the *M graduated scale, for the age of the doe on test day, in order to qualify the doe for *M status. Provided that other eligibility requirements are met. (URG does must earn 18 points minimum).

All rules for the other programs, with regard to identifying, sampling and weighting, recording information and tester being approved, apply to these programs as well. There are three tests completed on a one day *M test at 12 hour intervals, the first being an ID check and milk out. Any herd choosing to do to do more than one *M test a year must have a minimum of 2 months between tests. All Courier fees at owner's expense.

***M & P Fees Payable to CGS for all Milk Test Programs**

Non-Selective 1 Day Program - Test all 1st (required) & 2nd (recommended) lactation does.

1-15 goats' \$50.00 herd fee + \$0.50 per goat

16-25 goats' \$75.00 herd fee + \$0.50 per goat

26-100 goats' \$125.00 herd fee + \$0.50 per goat

101+ goats' \$175 herd fee + \$0.50 per goat

Selective 1 Day Program - Test any animals you wish (results will not be included in genetic evaluations).

1-15 goats' \$100.00 herd fee + \$1.00 per goat

16-25 goats' \$150.00 herd fee + \$1.00 per goat

26-100 goats' \$250.00 herd fee + \$1.00 per goat

101+ goats' \$350.00 herd fee + \$1.00 per goat

(Plus applicable taxes)

*The CGS office will automatically issue *M certificates for qualifying animals.*

All Fees Subject To Appropriate HST/GST.

Note: Lab fees, *courier fees or express costs will be at the owner's expense.* To be paid by herd owner

Owners must be CGS members in good standing to gain official recognition.

Example: To calculate points using information from the One Day Test Report and the Lab Report, calculate the following in order.

A = 2.2 x kgs. Milk

B = 0.1 points per 10 days in milk

C = (kgs. Milk x 0.0 Butterfat %) divided by 0.0227

A + B + C = Total Points. This is approximate as the computer does the calculations.

Note: Days in Milk is to a max of 3.6 points for Standard Breeds and 1.44 points for Nigerian Dwarfs

CGS Qualification Scale - Standard Breeds

*P records are earned on 305 day official testing. For *P calculations, “age” is the age at freshening.

*M points are earned at CGS Official One Day Milking Competitions. For *M calculations, “age” is the age on test date.

Does under the age of 2 year 8 months must qualify at the 2 year 8 month level. Does of six year of age or older must qualify at the 5 year 11 month level. Unrecorded Grade Does (URG) must qualify at the 5 year 0 month level.

AGE		*P		*M
Years	Months	Kgs Milk (and/or) Kgs B.F.		Total Points
*2 YRS	8 Months	757	26	15.00
	9	762	27	15.07
	10	768	27	15.19
	11	773	27	15.29
3 YRS	0 Months	779	27	15.42
	1	784	27	15.51
	2	790	28	15.63
	3	795	28	15.73
	4	800	28	15.82
	5	806	28	15.94
	6	811	28	16.04
	7	817	29	16.16
	8	822	29	16.26
	9	828	29	16.38
	10	833	29	16.48
	11	839	29	16.60
4 YRS	0 Months	844	30	16.69
	1	850	30	16.81
	2	855	30	16.91
	3	861	30	17.03
	4	866	30	17.13
	5	872	31	17.25
	6	877	31	17.35
	7	883	31	17.47
	8	888	31	17.56
	9	894	31	17.68
	10	899	31	17.78
	11	905	32	17.90
*5 YRS	0 Months	910	32	18.00
	1	905	32	17.90
	2	899	31	17.78
	3	894	31	17.68
	4	888	31	17.56
	5	883	31	17.47
	6	877	31	17.35
	7	872	31	17.25
	8	866	30	17.13
	9	861	30	17.03
	10	855	30	16.91
	11	850	30	16.81

CGS Qualification Scale - Nigerian Dwarf

*P records are earned on 305 day official testing. For *P calculations, "age" is the age at freshening.

*M points are earned at CGS Official One Day Milking Competitions. For *M calculations, "age" is the age on test date.

Does under the age of 2 year 8 months must qualify at the 2 year 8 month level. Does of six year of age or older must qualify at the 5 year 11 month level. Unrecorded Grade Does (URG) must qualify at the 5 year 0 month level.

AGE		*P		*M
Years	Months	Kgs Milk (and/or) Kgs B.F.		Total Points
*2 YRS	8 Months	302.8	10.4	6.000
	9	304.8	10.8	6.028
	10	307.2	10.8	6.076
	11	309.2	10.8	6.116
3 YRS	0 Months	311.6	10.8	6.168
	1	313.6	10.8	6.204
	2	316.0	11.2	6.252
	3	318.0	11.2	6.292
	4	320.0	11.2	6.328
	5	322.4	11.2	6.376
	6	324.4	11.2	6.416
	7	326.8	11.6	6.464
	8	328.8	11.6	6.504
	9	331.2	11.6	6.552
	10	333.2	11.6	6.592
	11	335.6	11.6	6.640
4 YRS	0 Months	337.6	12.0	6.676
	1	340.0	12.0	6.724
	2	342.0	12.0	6.764
	3	344.4	12.0	6.812
	4	346.4	12.0	6.852
	5	348.8	12.4	6.900
	6	350.8	12.4	6.940
	7	353.2	12.4	6.988
	8	355.2	12.4	7.024
	9	357.6	12.4	7.072
	10	359.6	12.4	7.112
	11	362.0	12.8	7.160
*5 YRS	0 Months	364.0	12.8	7.200
	1	362.0	12.8	7.160
	2	359.6	12.4	7.112
	3	357.6	12.4	7.072
	4	355.2	12.4	7.024
	5	353.2	12.4	6.988
	6	350.8	12.4	6.940
	7	348.8	12.4	6.900
	8	346.4	12.0	6.852
	9	344.4	12.0	6.812
	10	342.0	12.0	6.764
	11	340.0	12.0	6.724

Condition Codes

CODE	DAY/MONTH	CODE	DAY/MONTH	CONDITION
1	xx xx			In milk
2	xx xx			Kidding date
3	xx xx			Dry date
		4	xx xx	Breeding date
		4	xx xx	Remove breeding date
5	xx xx			Date left herd
7	xx xx	2	xx xx	Date entered herd in Milk/kidding date
7	xx xx	3	xx xx	Date entered herd dry
8	xx xx			Date aborted (if abortion)

GOAT BREED CODES

AE Alpine
LN LaMancha
NU Nubian
EN Saanen
TO Toggenburg
OH Oberhasli
EX Experimental
UN Unknown

INDIVIDUAL COW SOLD CODES

40 Sold for Export
41 Sold for Dairy Purposes
42 Rented or Leased

INDIVIDUAL COW CONDITIONS AFFECTING LACTATION RECORDS

10 Bloat
11 Dysentery
12 Off Feed
13 Heat
14 Ketosis
15 Hardware
16 Mastitis
17 Foot Rot
18 Nervousness
19 Abortion
20 Other Health Problems
21 Injury to Udder
22 Other Injuries
23 Milk Fever
24 Metritis
25 Displaced Abomasum
31 Lost AM or PM Milk
32 Lost % Fat
33 Too Fresh
34 At Show
35 Nursing Kids
36 Oxytocin Treated
37 Induced Lactation

INDIVIDUAL COW CULLING CODES

50 Low Milk Production
51 Low Fat
52 Bad Temperament
53 Slow Milker
54 Mastitis/High Cell Count
55 Udder Breakdown
56 Feet & Leg Problems
57 Reproductive Problems
58 Sickness
59 Injury
60 Old Age
61 Other
62 Milk Fever
63 Displaced Abomasum

INDIVIDUAL COW FORM DIED FROM CODES

70 Sickness
71 Bloat
72 Injury
73 Poison
74 Old Age
75 Electrocutation
76 Other
77 Milk Fever
78 Displaced Abomasum

METERS – (LEAVE BLANK)

On Farm Procedures for Milk Test Program

SCALES AND SAMPLES

Two of the most important aspects of Milk Recording are weighing the AM and PM milk and taking the butterfat samples. Obviously, any errors at this stage will seriously affect the milk record and the butterfat and protein yield. This Manual has been prepared to help in these operations and is a composite of the requirements of the various provincial DHIA labs.

Scales

The CGS Rules require the use of an approved dairy type scale, calibrated in kilograms. The most commonly used hanging scale is the Salter 235. (For a list of approved scales contact the CGS office) **YOU MUST USE A SCALE CALIBRATED IN KILOGRAMS TO PARTICIPATE IN EITHER OF THE MILK RECORDING PROGRAMS.**

Dairy Dippers

The CGS Group Test Rules require the use of a 30 ml (one-ounce.) dairy dipper to take butterfat samples. These are available from agricultural supply houses or kitchen supply stores in various styles. The length of the handle is not important, provided that it is convenient to use. The important factor is the size of the cup. Salad dippers can also be used, as they are made of stainless steel, are virtually identical to dairy dippers, and are available at a fraction of the cost.

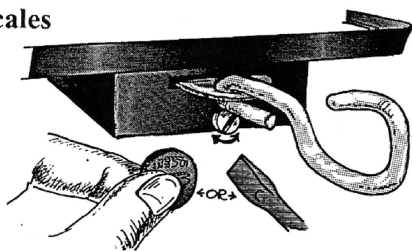
Sample Bottles

All Lactanet labs supply plastic sample bottles. A preservative pill is included in the bottle. **THESE PILLS ARE TOXIC.** This chemical can be absorbed through the skin and is extremely dangerous to small animals and children. Please take special care when handling the sample bottles, so that none of the contents come in contact with the associated milking equipment. It is recommended that a pail of water be provided, so that the dipper may be washed off (between samples) to avoid contamination of the milk pail. This is an extremely important item and cannot be overemphasized.

Handling Of Milk Sample Bottles

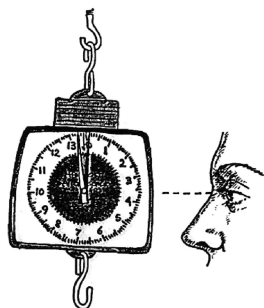
Under the CGS Test Rules, it is the responsibility of the tester to personally deliver the milk samples to the local drop-off point. Every effort is to be made to keep the samples in good condition (refrigerated) and to deliver them within 24 hours of the test. The samples can deteriorate rapidly under certain weather conditions, and will result in lower butterfat and protein yields.

Scales



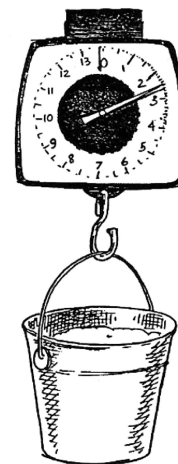
To calibrate the scale:

- Hang the scale in a suitable location and place the milk pail on the hook.
- Only use this milk pail for weighing the milk.
- Set the point at zero.
- Empty all the milk out of the pail between weightings.



To Check the Accuracy of the Scale:

- 80 ounces of cold water should weigh 2.3 kgs
- One liter of water should weigh 1.0 kilograms



Protect Your Investment

Your scale is a precision instrument that is costly to replace. Inaccurate or inconsistent scales must be replaced. Some types of scales are affected by dust and humidity.

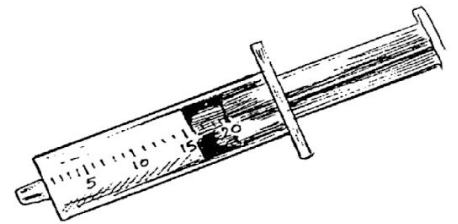
When not in use, keep your scale covered and in a dry place. The scale face must be easily read to within 1/10th of a kilogram. Graduations finer than this are not required for DHI. Reports indicate that some types of scales deteriorate rapidly if stored in the barn or milk house.



MIX WELL



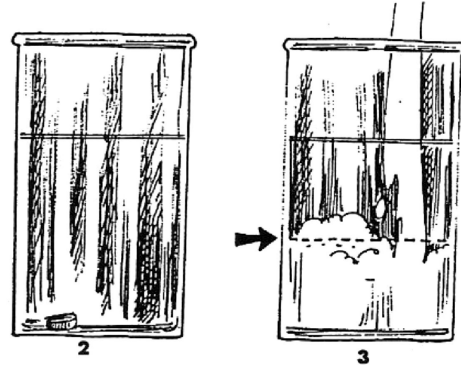
BEFORE A BUTTERFAT SAMPLE IS TAKEN, stir the milk with the dipper or pour the milk back and forth into another pail. This will guarantee that the milk is well mixed, so that your butterfat and protein levels are accurate.



DAIRY DIPPERS are available in various styles. Two examples are illustrated here. A syringe may be used if necessary, provided it is capable of holding 15 ml.



Samples



1. Note preservative pill in empty sample bottle.
2. Fill sample bottle 1/3 full from first milking
3. Fill sample bottle with another 1/3 from the second milking.
4. Close lid on sample bottle and shake to dissolve pill.

DO NOT OVERFILL THE BOTTLES

The bottles should be filled 1/3 full for the first test, and 1/3 for the second test. There must be an air space above the milk. Make every effort to make the samples of equal size. After the lid has been firmly replaced, shake the bottle to dissolve the pill in the milk.

