



CANADIAN GOAT SOCIETY SHOW RULES 2024

Table of Contents

1. SECTION A – Pre-Show Inspection – All Breeds	3
2. SECTION B – Show Sanctioning and Fees	5
3. SECTION C – Rules Governing Show Officials and Judges	5
4. SECTION D – Arrangement of Classes and Making of Awards	6
5. SECTION E – Junior Shows, Divisions and Championships	7
5.1 Junior Shows – Championships	7
6. SECTION F – Senior Shows, Divisions and Championships	7
6.1 Senior Shows – Championships	7
7. SECTION G – Open shows, Divisions and Championships	8
7.1 Open Shows – Championships	8
8. SECTION H – Selection of Grand Champion & Reserve Grand Champion	8
8.1 Grand Champion	8
8.2 Reserve Grand Champion	8
9. SECTION I – Winning a Leg towards a Championship	9
9.10 Full Legs – Does	9
9.11 Restricted Legs – Does	10
9.16 Full Legs – Bucks	11
9.17 Restricted Legs – Bucks	11
10. SECTION J – Report of Awards	11
10.11 Report of Awards Explanation	13
11. Code of Ethics for Shows	14
12. Complaints and Penalties	14
13. Appendices	16
13.1 Tattoo Verification Form	16
13.2 All Other Purebred (AOP) Insurance Form	17
13.3 Official Health Check Form	18
13.4 Show Sanction Application Form	19
13.5 National Shows & Application Form	21
13.6 Scorecard for Judging Bucks	24
13.7 Scorecard for Judging Does	25
13.8 Scorecard for Judging Showmanship	26
13.9 Pygmy Measurements	27

Canadian Goat Society Show Rules

1. SECTION A - Pre-Show Inspection - All Breeds

- 1.1. An original Registration Certificate as issued by Canadian Livestock Records Corporation (CLRC) is required for all animals.
 - 1.1.1. The original paper Registration certificate is preferred for all animals. No Photocopies will be accepted.
 - 1.1.2. Animals less than 6 months of age whose registration certificates are applied for, but have not been received by the owner from CLRC may show, providing the owner/agent provides a copy of the application form that was sent to CLRC. **New** - In the event of the online registration of an animal, a screenshot of the application or a paper copy is acceptable.
 - 1.1.3. **Animals registered through the bulk paperless can be shown without a paper copy of the registration certificate, provided that the owner/agent bears all responsibility to have the proof of registration available at all times. I.e. providing a mobile device to display the information live from the CLRC website to the show committee. No printed copies of the CLRC webpage accepted.**
 - 1.1.4. **Should the exhibitor fail to provide such a device (no wireless service, unable to provide a device, CLRC website down for maintenance etc.) the show Committee is to disqualify the animal from the show. (Disqualified animals are not counted in the numbers).**
 - 1.1.5. Any foreign-resident animal shown MUST have the Original Registration certificate as issued by a recognized breed association in the country of residence. No Photocopies or Stamped Duplicates will be accepted.
 - 1.1.6. **The Registration Certificate (or access to the CLRC website for Bulk Paperless registrations) must be available upon request from the Show Secretary/Show Chairman during the entire show.**
- 1.2. Ownership shall be the name on the Registration certificate. Persons, who are showing an animal, whose registration certificate has a signed transfer that has not been processed by CLRC, must show the animal as an agent for the owner shown in CLRC records.
- 1.3. The Show Chairman and the Show Secretary are responsible to ensure that ALL exhibitors entered in the show confirm that all their animals are tattooed as shown on the registration papers. The Show Chairman and the Show Secretary are welcome to perform a random or complete tattoo check at their discretion.
 - 1.3.1. The exhibitors must sign the Tattoo Verification Form, acknowledging that their animal tattoos are correct and available for tattoo check, at the discretion of the Show Committee.
 - 1.3.2. Any tattoos that are not clear to the checker should be added to the Re-Check section so the Show Committee may recheck.
 - 1.3.3. If a tattoo is illegible, missing or not exactly as on the registration certificate, the show Committee is to disqualify the animal from the show. (Disqualified animals are not counted in the numbers). Permission to Re-tattoo from CLRC along with the registration certificate must not be accepted.

There is to be NO tattooing done at a CGS sanctioned show.

Note that tattoos must appear in the ears or tail exactly as they appear on the registration form.



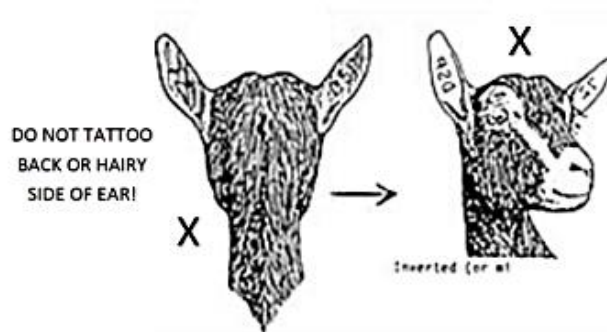
Right Ear: Herd letters
Left Ear: Number & Year




Traditional La Mancha Tail Web Tattoo
(R – PDX L- 15Z) Must be read left to Right
as it appears on the form.
Note: PDX 15Z is not the same as 15Z PDX



Center tail tattoo (CT) - CT: PDX 15Z
Note: CT must be noted on the
Registration form



Tattoos are upside down, but correct.
No notation required on papers. (R – DSP L – 6Z)

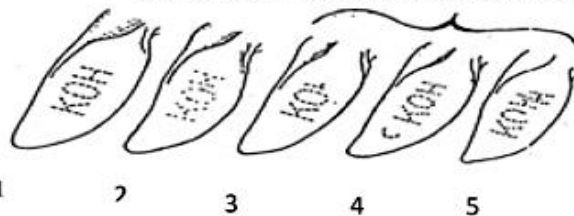


Even if the tattoos are sideways, it's OK.
As long as they read left to right and are
in the correct ear.



Tattoos are switched.
Herd letters in left ear, number and year
letter in right ear.
This is acceptable if so recorded on the
registration paper. (R-7Z L-DSP)

These would invalidate a show win unless the problem
was noted on the registration papers officially by CLRC.



- 1) Clear
- 2) Readable but fading (consider applying for permission to re-tattoo)
- 3) Incomplete due to fading. Incorrect pressure of tattoo pliers etc. Apply to re-tattoo.
- 4) Part of another tattoo visible. This must be noted on papers or else registration is invalid.
- 5) Double. Tattoo must be noted on papers or else registration is invalid.

1.4. All animals must pass a mandatory Health Check prior to the show. Animals failing to pass or missing the inspection cannot be shown.

1.4.1. It shall be the decision of the show Committee as to whether the service of a licensed Veterinarian or a Committee of 3 CGS Members (over 18 years of age) in good standing, shall be used to perform the Health Check in accordance with all other rules as noted. **Note: For shows in the USA, a combination of 3 CGS/ADGA/AGS Members may be used instead of 3 CGS Members.** This Committee of 3 Members hereby referred as a "Committee of 3"

1.4.2. If a Committee of 3 is used, the following is to be adhered to:

1.4.2.1. All 3 Members shall sign the Health Check Form and print their name clearly beside their signature.

- 1.4.2.2. The advance prize list for the show MUST state that a Committee of 3 CGS/ADGA/AGS Members in good standing will conduct the Health Check.
- 1.4.2.3. If a Veterinarian is used, it is up to the show Committee to make sure that the veterinarian reads, understands, and signs the CGS health check form. A designated person must accompany the veterinarian on his/her rounds. If the veterinarian has missed something, for example a "lump," it is up to the show Committee to point this out to the veterinarian.

2. SECTION B - Show Sanctioning and Fees

- 2.1. The classes, rules, and restrictions published for any given show must be an exact duplicate in their entirety of those sanctioned by the CGS Office and shall state "CGS Rules Shall Govern".
- 2.2. The local show Committee/sponsoring organization may include show rules of their own to be used in addition to the CGS rules to insure orderly conduct and cooperative behavior by the exhibitors. They may also set reasonable penalties for violation of such rules. These rules only apply if not covered by CGS.
- 2.3. The sanctioning fee must be submitted with the application form at least 40 days prior to the date of judging or an additional **late fee of \$100.00 plus courier costs** will be applied. Applications not received more than 10 business days before show date will result in a **\$200.00 late fee plus courier costs**. The cost of rosettes, and/or certificates **MUST** accompany the application.
- 2.4. The base date for computing the age of an animal must be the day the animal is to be judged unless otherwise stated by a fair board in its rules governing livestock. This date must be stated on the sanction application and in the livestock rules.
- 2.5. Show applications received at the CGS Office within 21 days before the show will be processed as quickly as possible, however there is no guarantee that the show Committee will receive the awards and Report of Awards in time. If a Report of Awards, health check form, tattoo check form, and AOP Insurance form (if applicable), are obtained and completed correctly, the legs will be awarded.
- 2.6. Show within a Show: CGS sanctioned shows held within the judging and classes of another CGS sanctioned show are not allowed. (This is considered a show within a show).
- 2.7. **ALL OTHER PUREBRED - DAIRY** - When application for a show sanction is submitted, the optional A.O.P. insurance (if desired) **MUST** be applied for at the same time. In the event two or more breeds do not obtain sanction status in their individual breeds prior to the start of the show, they may be combined under the A.O.P. Sanction upon the unanimous written consent of all the exhibitors of the affected breeds. The written consent must be completed on the form supplied by the CGS office and signed by the affected exhibitors, the show chairperson and the show secretary. **If the individual breed class is not run, it becomes part of the A.O.P. class. The Judge must submit the consent form to the CGS office along with the show Report of Awards. A.O.P. insurance must be applied for when the show application is submitted to the CGS office.**
- 2.8. **ALL OTHER PUREBRED - DAIRY** - In shows where a standard A.O.P. is already sanctioned, and in the event that any other breed separately sanctioned does not obtain sanction status prior to the start of the show, they may be added to the A.O.P. division with the written consent of all the exhibitors concerned. This would include the exhibitors already entered in the A.O.P. division and those exhibitors in the affected breed. The written consent of all the affected exhibitors must be completed on the form supplied by CGS and signed by the show chairperson and the show secretary. **If the individual breed class is not run, it becomes part of the A.O.P. class.** The consent form must be sent to the CGS office by the Judge along with the show Report of Awards. **A.O.P. insurance must be applied for when the show application is submitted to the CGS office.**

3. SECTION C - Rules Governing Show Officials and Judges

- 3.1. It is the responsibility of the show Committee to have a copy of these rules available at all times in case any question arises during the course of the show. Show rules can also be found on the CGS website, www.goats.ca, if you would like to retrieve it on your electronic device.
- 3.2. It is the responsibility of the Judge to send the following to the CGS Office within 10 days after the show.
- Report of Awards
 - Health Check Form
 - Tattoo Check Form
 - A.O.P. Consent Form (if applicable)

- 3.3. The individual show Committee is responsible for enforcing CGS Rules and certifying that the standards set forth in these rules have been met. In turn, the sponsoring organization is responsible for the actions of the entire show Committee.
- 3.4. All shows officially sanctioned by the Canadian Goat Society MUST be judged by a person currently and officially licensed by the CGS with strict adherence of CGS rules. A Judge from outside Canada may be used, permitting those persons are fully licensed by ADGA and NPGA and are eligible to Judge in Canada. Individuals of comparable background, experience and qualification from another nationally recognized goat association may be allowed to judge a CGS Sanctioned show upon review of the BOD on a case by case basis. Shows must send a written request to the CGS office naming the proposed judge and describing the qualifications of the judge at least 90 days before the show date.
- 3.5. The designation "**OFFICIAL CGS SHOW**" shall be posted clearly at the show.
- 3.6. No person shall Judge any animal in which he/she has a financial interest or is owned by a Member of his/her immediate family. (Immediate family shall be defined as a parent, children, sibling, grandparent, grandchildren, or a co-habitant.) Financial interest shall be defined as owner, part owner, partner, lessee, and lessor at present or any agreement involving that animal in which the Judge may stand to gain financially.
- 3.7. Exhibitors should wear neat and clean clothes. Plain white costume is preferred, black bottoms and white top are accepted.
- 3.8. **DAIRY & PYGMY:** Animals with natural HORNS must NOT be shown.
- 3.9. **PYGMY:** Judges are to measure height at withers (with head held above withers) and cannon bone as they enter the show ring. Animals not conforming to the breed standard may be shown, but will be faulted. **New** - (See appendix 13.9 for minimum and maximum wither heights and cannon bone lengths)
- 3.10. **NIGERIAN DWARFS:** The Judge is to measure the Nigerians at height of withers (with the head held above withers) as they enter the show ring. Animals not conforming to the breed standard may be shown, but will be faulted. **New** - The show committee is responsible for having acceptable tools for measurement at sanctioned shows for Pygmy and Nigerian Dwarfs. Animals should be measured on a hard level surface

4. SECTION D - Arrangement of Classes and Making of Awards

Official Dairy CGS Shows may sanction classes for the following breeds and divisions

- Alpine, La Mancha, Nigerian Dwarf, Nubian, Oberhasli, Saanen, Toggenburg and/or Recorded Grades
 - All Other Purebred (A.O.P.)
 - Combined Purebred (Where no other breeds are separately sanctioned)
- 4.1. If the All Other Purebred class is applied for, no more than 5 other breeds above, may be applied for. **This means that two other breeds have to be sanctioned with the A.O.P.** All classes sanctioned must be held if any of the breed are present, and no breed may be combined after the show has been sanctioned, unless the A.O.P. optional insurance in SECTION B - SHOW SANCTIONING FEES, DAIRY 2.7 & 2.8 has been applied for.
 - 4.2. Any doe 87½% or higher must show in the Purebred class.
 - 4.3. ALL Recorded Grades does under 87.5%, Experimental, URG and Native on Performance (NOP), **must** be shown in the Recorded Grade classes. (Females only)
 - 4.3.1. **URG and NOP of unknown birth date must be shown in the oldest age class of either the Junior or Senior division.**
 - 4.4. **Champion Challenge Class:** This class is optional. There may be one class per breed. If the class is held, the following rules MUST apply.
 - a) Permanent Champions MUST show in the Champion Challenge Class.
 - b) Any show offering premium money must also do so for the Champion Challenge classes. The amount must at least equal the maximum scale of premiums offered in any class of that breed.
 - c) Where no premium money is paid, the award must at least equal the top awards given in any class of that breed division including the award given the Grand Champion of the breed.
 - d) The Grand Champion of the same breed MUST be shown in the Champion Challenge class and the winner of this class must be called the "Best of Breed". If the Grand Champion of the day DOES NOT win this class, she must NOT compete in the Best in Show class, and the winner of the Champion Challenge shall.
 - e) The Judge must place all animals in this class. Winner of this class must be recorded on the Report of Awards

- f) Permanent Champions shown in these classes must not be barred from Group Classes or Udder Classes.
 - g) The total number of goats shown does not include the Champion Challenge class.
 - h) Proof of Championship shall be the Presentation of the Permanent Certificate issued by CGS or written verification from the CGS office that the animal is a Champion.
 - i) Exhibitors who are only showing animals within the Champion Challenge Class are not to be included in the final count of exhibitors on the Report of Awards.
- 4.5. An animal must compete only once in the age classes of an individual show.
- 4.6. All group classes of a breed must be made up of only those animals that have been shown in the individual classes (includes Champion Challenge class) of that breed in that individual show.
- 4.7. An official CGS Rosette or Certificate **MUST** be awarded to the Grand Champion and the Reserve Grand Champion of each breed separately sanctioned in a Junior, Senior or Open CGS Show.
- 4.8. a) Entries must NOT be added to or withdrawn from classes, without the permission from the officials in charge, after the class is in the ring and the judging has started.
 b) Once the class is placed and the Judge has begun to give reasons, the class is complete and will not be added to or re-run under any circumstances.
- 4.9. In classes where there is no competition, awards must be made by the Judge according to the merit of the animal.
- 4.10. At shows designated by the Board of Directors as East or West National Shows each year,
 a) DAIRY- there must be no less than 4 milking classes offered per breed.
 b) ANGORA - there must be no less than 4 fleece classes offered.
 c) PYGMY - there must be no less than 4 classes offered.
- 4.11. At shows designated by the Board of Directors as East or West National Shows each year, there must be no "BEST IN SHOW" class.

PYGMY AND ANGORA

Sanctioned Pygmy and Angora shows require Judges specifically approved to Judge these breeds. There is NO Best in Show for Pygmy or Angora goats. A Report of Awards will be issued to the Show Secretary.

5. SECTION E - Junior Shows, Divisions and Championships

DAIRY & PYGMY: Any Doe that is under 24 months of age that has never freshened must compete in the Junior Division or Junior Doe Show. Junior Doe Shows must have at least 2 age classes.

BUCKS: Any Buck under 12 months of age must be shown in the Junior Division of an Open Buck Show. Junior Buck Shows are not sanctioned.

ANGORA: A Junior animal is one that is in its first or second fleece or under 1 year of age.

5.1 JUNIOR SHOWS – CHAMPIONSHIPS

- 5.1.1. The 1st and 2nd place animals from each class compete for Grand Champion and Reserve Grand Champion.
- 5.1.2. The Grand Champion is chosen from the 1st place lineup and moved out of line. The animal standing second to that animal moves into the 1st place lineup. The Judge then chooses the Reserve Grand Champion from the animals in the first lineup.

6. SECTION F - Senior Shows, Divisions and Championships

DAIRY: Any Doe that has freshened must compete in the Senior division. Dry Senior Does (not presently in milk), MUST NOT be shown. Any doe over the age of 24 months that has never freshened must not be shown.

PYGMY: Any Doe that has freshened must compete in the Senior division. Dry Senior Does (not presently in milk), MUST BE shown and are counted in the number of Seniors.

BUCKS: Any Buck 12 months of age or over must be shown in the Senior division of an open buck show.

ANGORA: Any doe in at least its third fleece or over one 1 year of age must be shown in the Senior division.

6.1 SENIOR SHOWS – CHAMPIONSHIPS

There shall be at least two age classes in a sanctioned Senior doe show.

- 6.1.1. The 1st and 2nd place animals from each class compete for Grand Champion and Reserve Grand Champion.
- 6.1.2. The Grand Champion is chosen from the 1st place line up and moved out of line. The animal that stood 2nd to that animal moves into the first place line up and the Judge then chooses the Reserve Grand Champion from the animals in the first line up.

7. SECTION G – Open Shows: Divisions and Champions

An Open Show consists of both Junior and Senior animals combined, from at least two age classes, and not separately sanctioned. All 1st and 2nd place Junior winners in individual classes must be presented for selection separately. Then at the discretion of the Judge and Exhibitor, these Junior Champions may compete against the 1st and 2nd place Senior winners for the overall Breed Championship.

Note: A separately sanctioned Junior and Senior show CANNOT be combined to become an Open Show. This would be considered a show within a show.

7.1 OPEN SHOWS – CHAMPIONSHIPS

- 7.1.1 The 1st and 2nd place animals from ALL the Senior classes must compete for Grand and Reserve Grand Champion. **At the discretion of the judge, the Junior Champion and Junior Reserve Champion may be placed in the Championship lineup.**
- 7.1.2 The Grand Champion shall be chosen from the 1st place lineup. This animal moves out of the lineup and the animal standing in 2nd place moves up to the 1st place lineup. The Judge then chooses a Reserve Grand Champion from the animals in the first lineup. These will be your Grand Champion and Reserve Grand Champion for the Open Show.

8. SECTION H – Selection of Grand Champion & Reserve Grand Champion

8.1 GRAND CHAMPION

The Grand Champion shall be selected from a class made up of the following:

- 8.1.1 The 1st and 2nd place animals in a separately sanctioned Junior or Senior show and selected from the first place lineup.
- 8.1.2 In an Open Show, where the Junior and Senior are not separately sanctioned, the lineup for Grand, is all 1st and 2nd place animals in the Senior Division, with the optional Junior Champion and Junior Reserve Champion (see 7.1.1), and selected from the first place lineup.

8.2 RESERVE GRAND CHAMPION

The Reserve Grand Champion shall be selected from a class made up of the following:

- 8.2.1 The 1st and 2nd place animals in a separately sanctioned Junior or Senior show and selected from the 1st place lineup where the animal standing 2nd to the Grand Champion has moved up into the 1st place lineup.
- 8.2.2 In an Open Show where the Junior and Senior are not separately sanctioned, the lineup for Reserve Grand is all 1st and 2nd place animals in the Senior division, with the optional Junior Champion and Junior Reserve Champion (see 7.1.1), and selected from the first place lineup which would include the animal that stood 2nd to the Grand Champion

SECTION 9 - Winning a Leg towards a Championship

- 9.1 To receive credit for a leg towards Permanent Championship status, an animal **MUST** have legible tattoos before it enters the show. The tattoo(s) **MUST** match the one(s) recorded on the registration certificate.
- 9.2 Permission to re-tattoo from CLRC along with the registration certificate is **NOT** allowed.
- 9.3 The Judge must disqualify the win, remove the official CGS certificate/rosette, and move the Reserve Grand Champion up to Grand Champion if **ANY** of the following are present:
 - 9.3.1 No tattoo
 - 9.3.2 Illegible tattoo
 - 9.3.3 Tattoo does not match the registration certificate
- 9.4 A CGS certificate or rosette must be awarded to **ONLY** one Grand Champion and one Reserve Grand Champion per breed per sanction when an official CGS show is held.
- 9.5 An animal winning 3 legs under the conditions set forth in this section shall become a Permanent Champion and shall be entitled to the "CH" designation.
- 9.6 Only 1 leg towards a Permanent Championship may be won by an animal at a single show. At least 2 legs must be won under different Judges.
- 9.7 Any disqualified animal **MUST NOT** be included in the total numbers shown. This includes animals disqualified by the show Committee, Veterinarian, or Judge.
- 9.8 **The primary condition for all legs is that there MUST be 10 or more animals of the breed, owned and shown by at least 2 exhibitors, in each separately sanctioned show.** Legs are awarded separately for Doe and Buck shows. The only exception shall be for the Best in Show category in the Dairy Goat Show.

9.10 FULL LEGS – DOES

At least two legs of a Doe's Permanent Championship must be full legs and be earned under **ONE** of the following conditions:

DAIRY:

- 9.10.1 The Grand Champion at open shows where at least 8 does of her breed, in milk, are competing in at least 2 age classes.
- 9.10.2 The winner of the Best in Show class at a Senior or open Dairy Goat Show. This class must be comprised of all the breed Champions - no absentees permitted - and at least two of the competing animals, but **NOT** the winner, must have met the requirements of rules 9.9 and 9.10.1
- 9.10.3 The Reserve Grand Champion to a breed Grand Champion who was a Permanent Champion as shown by CGS records **PRIOR** to entering the show ring, and with at least 20 does of her breed in milk, competing in at least 2 age classes
- 9.10.4 The winner in the Senior Division at a restricted show (that is, a show where entry is restricted for **ANY** other reason than Membership in the National Breed Association, Membership in the officially chartered provincial association, Membership in the sponsoring Fair Board, Membership in a 4H Club) with at least 20 does of her breed in milk, competing in at least 2 age classes.
- 9.10.5 The winner of the Best of Breed Class, when a Champion Challenge Class has been offered. If the winner of the regular class did not qualify because there were less than 8 does in milk but went on to win the Champion Challenge Class, she may earn a full leg as follows:
 - 9.10.5.1 The number of animals competing in the Champion Challenge class, excluding the winner, are now added to the number of animals competing in the regular class once the Champion Challenge class has been completed. If the total of the Champion Challenge class plus the regular class meets the requirements of 0 above, the animal will receive a full leg.

ANGORA:

- 9.10.6 The Grand Champion at an open show where at least 8 Senior does are competing in at least two age classes
- 9.10.7 The Reserve Grand Champion to a Grand Champion who was a Permanent Champion as shown by CGS records PRIOR to entering the show ring, and with at least 20 Senior does, competing in at least 2 age classes
- 9.10.8 The winner in the Senior Division at a restricted show, a show where entry is restricted for any other reason than Membership in the National Breed Association, Membership in the officially chartered Provincial Association, Membership in the sponsoring Fair Board, or Membership in a 4H Club, with at least 20 Senior does, competing in at least 2 age classes.

PYGMY:

- 9.10.9 The Grand Champion at open shows where at least 8 Senior does are competing in at least 2 age classes
- 9.10.10 The Reserve Grand Champion to a Grand Champion who was a Permanent Champion as shown by CGS records PRIOR to entering the show ring, with at least 20 Senior does competing in at least 2 age classes
- 9.10.11 The winner in the Senior Division at a restricted show that is, a show where entry is restricted for any other reason than Membership in the National Breed Association, Membership in the officially chartered provincial association, Membership in the sponsoring Fair Board, or Membership in a 4H Club, with at least 20 Senior does competing in at least 2 age classes.

9.11. RESTRICTED LEGS – DOES

Only one leg of a doe's Permanent Championship can be a restricted leg and must be earned under **ONE** of the following conditions:

DAIRY:

- 9.11.2 The Grand Champion in the Senior Division at an open show with at least ten (10) does of her breed but less than eight does in milk.
- 9.11.3 The Reserve Grand Champion to a breed Grand Champion that was a Permanent Champion as shown by CGS records prior to entering the show ring with at least ten (10) does of her breed but with less than 20 does of her breed in milk.
- 9.11.4 The Grand Champion at a restricted show (see definition in 9.10.4 above), with less than 20 does of her breed in milk.
- 9.11.5 The Grand Champion at a Junior doe show.
- 9.11.6 Best Doe in Show at a Junior Dairy Goat Show when at least 2 competing Champions have complied with section I.
- 9.11.7 The Grand Champion Project at a 4H Show if a total of 10 animals of any breed are shown by at least 2 exhibitors.

NOTE: If the Grand Champion at an Open Doe show, is a Junior doe that has never freshened, ONLY a restricted leg is awarded regardless of meeting the requirements of 9.10.1 and 9.10.4 above.

ANGORA & PYGMY:

- 9.11.8 The Grand Champion in the Senior Division at an open show with less than 8 Senior does.
- 9.11.9 The Reserve Grand Champion to a Grand Champion that was a Permanent Champion as shown by CGS records PRIOR to entering the show ring with less than 20 Senior does.
- 9.11.10 The Grand Champion at a restricted show (See definition in 9.10.4 above), with less than 20 Senior does
- 9.11.11 The Grand Champion at a Junior Doe Show
- 9.11.12 The Grand Champion Project at a 4H Show if a total of 10 animals of any breed are shown by at least two exhibitors.

NOTE: If the Grand Champion, at an Open Doe Show, is a Junior doe that has never freshened, ONLY a restricted leg is awarded regardless of meeting the requirements of 0 and 0 above.

9.16 FULL LEGS –BUCKS

At least 2 legs of a buck's Permanent Championships MUST be full legs and be earned under **EITHER** of the following conditions:

- 9.16.1 The Grand Champion at open shows with at least 10 bucks of the breed and at least 5 senior bucks.
- 9.16.2 The winner in the Best in Show Class (Dairy only) in an Open Show. This class must be comprised of all the breed Champions, no absentees permitted, and at least two of the competing bucks BUT NOT the winner, must have met the requirements of Rules 9.9 and 9.16.1 above.

9.17 RESTRICTED LEGS – BUCKS

Only ONE leg of a buck's Permanent Championship can be a restricted leg and be earned under **ONE** of the following conditions:

- 9.17.1 The Grand Champion at an open show where there were less than 5 bucks aged one year or older but not less than 10 bucks in the breed.
- 9.17.2 The Reserve Grand Champion to the breed Champion that was a Permanent Champion as shown by CGS records PRIOR to entering the show ring, OR
- 9.17.3 The Grand Champion at a restricted show, see 9.10.4.

In order to gain official recognition of legs toward permanent Championship, the animal must be owned by a CGS Member in good standing.

10. SECTION J - Report of Awards

- 10.1 The CGS Office will send the Report of Awards to the individual Show Secretary unless otherwise requested.
- 10.2 The Report of Awards must be completed in its entirety by **ONLY** the Show Secretary, except for signatures. The information for the breed judged must be completed before the judging of the next breed begins. The responsibility for the correct completion of the Report of Awards is the show Secretary's.
- 10.3 The show secretary must take all tattoo information from the Judge as he/she reads it from the animal. The Judge is the **ONLY** authority when reading tattoos on the animal once the animal enters the ring. The actual tattoo as read by the Judge, MUST be shown on the Report of Awards. However, if the tattoo is faded, backwards or otherwise not matching the registration papers, a note to this effect should also be written on the Report of Awards by the show secretary and initialed by the Judge. DO NOT attempt to make the Report of Awards agree with the registration papers. If they do not match, the exhibitor must contact the CGS Office at the earliest possible time for instructions to remedy the problem as owners MUST NOT re-tattoo their animal without permission. If there is no tattoo or registration paper the Judge MUST strip the certificate, medal, or rosette from the Grand Champion and this shall be given to the animal that won Reserve Grand Champion. A note MUST be written on the Report of Awards stating that this has been done.
- 10.4 The owner of the animal (or agent) is responsible for certifying that all information pertaining to the animal has been recorded correctly on the Report of Awards. By signing where indicated on the Report of Awards, the owner/agent's signature confirms that he or she agrees that the information on the Report of Awards corresponds with the registration certificate and that all information to earn a leg has been completed properly on the Report of Awards.
- 10.5 If the owner/agent detects any inaccurate information recorded on the Report of Awards, the correction(s) must be verified and initialed by the Judge.
- 10.6 The Show Chairman and the Show Secretary are responsible for certifying that every detail on the Report of Awards is correct to the best of their knowledge.

- 10.7 The Judge, the Show Secretary, the Show Chairman and the winning Exhibitors must sign the Report of Awards. The Judge must mail the original copy of the Report of Awards along with the Health Check Certificate, Tattoo Check Form, A.O.P. Insurance forms, and any notice of disqualified animals by the show Committee due to paper check problems, directly to the CGS Office within 10 days of judging. One copy of the Report of Awards will be retained by the Show Secretary and one copy retained by the Judge. (Refer to Section C, Rule 2, regarding late penalties)
- 10.8 The Judge must certify that all tattoos on the winning animals are recorded on the Report of Awards EXACTLY as they are tattooed on the animals, and also certify that all of the Best in Show entries are present during the judging of that class. All tattoo spaces provided MUST be filled in. If there is no tattoo, write "NONE".
- 10.9 Animals must not receive credit for a win unless the information is correctly recorded on the Report of Awards and that Report of Awards has been sent to the CGS Office directly from the Judge.
- 10.10 After completion of the show, the Report of Awards must not be added to or altered, in any manner, by anyone.

Report of Awards not being completed in full or incorrectly will result in Champions not receiving legs.



Canadian Goat Society Official Report of Awards

(To be filled out in its entirety by only the Show Secretary, except for signatures.)

Name of Fair (if any): _____ (1) _____ Location: _____ (2) _____ Date: _____ (3) _____

Type of Show _____ (4) _____

(5) _____		(6) _____	(7) _____	(8) _____	(9) _____	(10) _____	(11) _____
Breed		Total Judged	Total Jr. Judged	Total Sr. Judged	Total in Milk	No. Milking/Sr. Class	Total Exhibitors
Grand Champion _____ (12) _____ (13) _____ (14) _____ Name of Goat Registration # Tattoo R/L				____ (15) _____ (16) _____ Name of Owner Signature of Owner or Agent			
Reserve Grand Champion _____ Name of Goat Registration # Tattoo R/L				_____ Name of Owner Signature of Owner or Agent			
(17) # Challenge Judged	Winner of Champion Challenge (Name) _____ Registration # _____ Tattoo R/L _____			_____ Name of Owner Signature of Owner or Agent			

Total number of goats Judged in this Show ____ (18) ____

If any of the Grand or Reserve Champions are Junior animals, indicate their names here: ____ (19) _____ Name & Registration Number of Goat	
BEST IN SHOW CLASS: Were all Best of Breeds present in this ring and Judged in the Best in Show Class? (20) ____ OR ____ Yes No	
____ (21) _____ (22) _____ (23) _____ Winner of Best in Show (Name) Registration # Tattoo R/L	____ (24) _____ (25) _____ Name of Owner Signature of Owner or Agent

We, the Show Chairman and the Show Secretary, certify that all information on this Report is correct, to the best of our knowledge.	____ (26) _____ Name of Show Secretary Signature
	____ (27) _____ Name of Show Chairman Signature
I, the Judge, certify that all the tattoos of winning animals are recorded hereon as they are on the animals.	____ (28) _____ Name of Judge Signature

This Report shall not be added to or changed after the immediate completion of the show.

The Judge shall mail the white copy to the CGS office within 10 days of completion of judging.

Yellow: Show Secretary's Copy Pink: Judge's Copy

10.11 REPORT OF AWARDS EXPLANATION

- 1) **Name of Fair:** Name of fair that's hosting the show.
- 2) **Location:** City and Province where show is to be held. To be completed by CGS office.
- 3) **Date:** Completed by CGS Office and is the date the show is to take place.
- 4) **Type of Show:** Either Open Doe, Junior Doe, Senior Doe or Buck Show. To be completed by CGS office.
- 5) **Breed:** Completed by Show Secretary. Must match the breeds sanctioned on the show application.
- 6) **Total Judged:** The total number of each breed division Judged, excluding the Challenge class with the exception of the winner of the regular class who moved into the Champion Challenge Class. (Do not count this doe twice).
- 7) **Total Jr. Judged:** Total number of Junior does/bucks Judged in this breed division. If there were none write "0".
- 8) **Total Sr. Judged:** Total number of Sr. does/bucks Judged in this breed division. If there were none write "0".
- 9) **Total In Milk:** Total number of does, in-milk, in the breed division excluding the Champion Challenge class.
- 10) **No. Milking Classes:** This is the total number of milking classes, in the breed division in which does in milk were exhibited. Do not count classes where no entries exhibited in.

- 11) **Total Exhibitors:** Total number of exhibitors, in this breed division. This final count does not include exhibitors that are only presenting animals in the Champion Challenge Class.
- 12) **Grand Champion:** Copy the Grand Champion's name from the CGS registration paper.
- 13) **Registration #:** Copy Champion's number from the CGS registration paper.
- 14) **Tattoo R/L:** Take this information from the Judge. Do not copy tattoo from the registration paper. If the tattoo doesn't match make a note on report. If there is no tattoo write NONE.
- 15) **Name of Owner:** This is the name(s) printed under "Owned By" on the CGS Registration Certificate.
- 16) **Signature of Owner or Agent:** This is the owner's signature or the agent's signature. All spaces should be filled in before owner/agent signs report of award.
- 17) **# Challenge Judged:** Total number Judged in the Champion Challenge class for each breed division.
- 18) **Total number of goats Judged in this Show:** this is the total of all the does/bucks in each division.
- 19) **If any of the Grand or Reserve Champions is a Junior animal, indicate their names here:** Write name of Grand or Reserve Grand Champion if it's a Junior animal that won.
- 20) **Best in Show Class:** Were all breed division animals present in the ring and Judged in the Best in Show Class?
- 21) **Winner Best in Show:** Write the name of the goat that won Best in Show as it appears on the CGS registration certificate.
- 22) **Registration #:** Write the registration number of the winner as it appears on the registration certificate.
- 23) **Tattoo R/L:** Take this information from the Judge when the Judge reads the tattoo.
- 24) **Name of Owner:** Is the name of the owner as it appears on the CGS registration certificate.
- 25) **Signature of Owner or Agent:** This is the owner's or the agent's signature. All spaces should be filled in before owner/agent signs Report of Awards.
- 26) **Show Secretary Name/Signature:** The show Secretary signs to certify that all information on this Report is correct. **New** - Signatures must be on all pages if the ROA is more than one page
- 27) **Show Chairman Name/Signature:** The show Chairman signs to certify that all information on this Report is correct. **New** - Signatures must be on all pages if the ROA is more than one page
- 28) **Judges Name/Signature:** The Judge signs to certify that all the tattoos of winning animals are recorded as they are on the animals. **New** - Signatures must be on all pages if the ROA is more than one page.

11. Code of Ethics for Shows

- 11.1 Transportation should be furnished for the Judge. The Judge may be picked up at an airport, train station, bus station by a Member of the Show Committee, sponsoring club, or organization who will not be showing at this show. Otherwise, funds should be provided for car rental or taxi as it suits the particular situation.
- 11.2 Accommodation for the Judge should be made at a local motel/hotel.
- 11.3 Accommodation at an exhibitor's home prior to the show is NOT allowed. Accommodation at someone's home prior to a show is allowed, provided he or she is not exhibiting in the show.
- 11.4 The Judge should not be entertained by anyone prior to the show who intends to exhibit animals at the show.
- 11.5 Do not request a private opinion, on any animal, from the Judge prior to the completion of the show.
- 11.6 Anyone who has purchased an animal directly from a Judge MUST NOT show this animal under that Judge within 6 months of the transfer of ownership.
- 11.7 Anyone who owns an animal in which the Judge has a financial interest, or an animal that resides on the property of a Judge, MUST NOT show this animal under that Judge.
- 11.8 DO NOT offer comments or information to the Judge in the show ring, unless requested specifically by the Judge.
- 11.9 Any person as stated in Section 3.6 of immediate family status must not show animals under such Judges.
- 11.10 Judges SHOULD NOT purchase or sell a goat at a show that they are judging.
- 11.11 Judges SHOULD NOT transport a goat to or from the show site at which they are judging.

12. Complaints and Penalties

- 12.1 All complaints pertaining to the ethics of the Judges must be referred to the CGS Office within 20 days of the show (in writing) with supporting documentation.
The office must send a copy of the letter to the Judge by registered mail.

12.2 All complaints pertaining to the competency of a Judge in the ring must be referred to the CGS Office within 20 days of the show (in writing) with details of the complaint and copied to Judge in question.

The office must send a copy of the letter to the Judge by registered mail.

12.3 All complaints pertaining to the management of the show or to interpretation of all show rules must be referred to the CGS Office within 20 days of the show (in writing) citing rule infringements and copied to the show Committee. If letter does not show that it's been copied to the show Committee the office will do so.

12.4 If the CGS Board of Directors finds a show Committee or a sponsoring organization guilty of conducting a sanctioned show in willful violation of CGS rules, it will recommend actions as follows:

- I. That the individual Show Chairman and Show Secretary not officiate in any official capacity at an official CGS Show for a period of one year beginning January 1st following the decision of the board;
- II. The invalidation of wins at the show in question as far as official CGS records are concerned;
- III. Any other action as deemed necessary and appropriate.

12.5 Judges failing to send the complete show package to the office within 10 days from the date of the show will result in a fine of \$50.00 being levied towards the Judge.

12.6 If the CGS Board of Directors finds the Judge in violation of any CGS rules, the Board will implement actions as follows:

1st offence - \$100.00 fine

2nd offence - \$250.00 fine

3rd offence - \$500.00 fine

12.7 All complaints and penalties must be handled in a confidential manner.

(Appendix 13.1) Tattoo Verification Form

This form is to be signed by all of the exhibitors at the show, as well as the Checker and it MUST be returned to the CGS Office along with the Report of Awards.

Name of Show: _____ Date: _____

Exhibitor's Name: _____	Exhibitor's Signature: _____
Exhibitor's Name: _____	Exhibitor's Signature: _____
Exhibitor's Name: _____	Exhibitor's Signature: _____
Exhibitor's Name: _____	Exhibitor's Signature: _____
Exhibitor's Name: _____	Exhibitor's Signature: _____
Exhibitor's Name: _____	Exhibitor's Signature: _____
Exhibitor's Name: _____	Exhibitor's Signature: _____
Exhibitor's Name: _____	Exhibitor's Signature: _____
Exhibitor's Name: _____	Exhibitor's Signature: _____
Exhibitor's Name: _____	Exhibitor's Signature: _____
Exhibitor's Name: _____	Exhibitor's Signature: _____
Exhibitor's Name: _____	Exhibitor's Signature: _____
Exhibitor's Name: _____	Exhibitor's Signature: _____
Exhibitor's Name: _____	Exhibitor's Signature: _____

Re-Check (List only the animals that require a re-check)

Animal's Name	Registration #	Tattoo	Accepted (Yes/No)

Checker's Name: _____ Checker's Signature: _____

By signing this Verification form, the Exhibitors and Checker acknowledge that tattoos have been checked, which frees up time for the Show Committee. Any tattoos that are not clear to the checker should be added to the Re-Check section for the Show Committee to re-check.

Continue on second page if required Page ____ of ____

(Appendix 13.2) All Other Purebred (AOP) Insurance Form

This form is to be signed by all affected exhibitors, the Show Chairman and Show Secretary and MUST be returned to the CGS Office along with the Report of Awards by the Judge. Please ensure names are printed clearly.

Name of Show: _____ Date: _____

Exhibitor's Name: _____	Exhibitor's Signature: _____
Exhibitor's Name: _____	Exhibitor's Signature: _____
Exhibitor's Name: _____	Exhibitor's Signature: _____
Exhibitor's Name: _____	Exhibitor's Signature: _____
Exhibitor's Name: _____	Exhibitor's Signature: _____
Exhibitor's Name: _____	Exhibitor's Signature: _____
Exhibitor's Name: _____	Exhibitor's Signature: _____
Exhibitor's Name: _____	Exhibitor's Signature: _____
Exhibitor's Name: _____	Exhibitor's Signature: _____
Exhibitor's Name: _____	Exhibitor's Signature: _____
Exhibitor's Name: _____	Exhibitor's Signature: _____
Exhibitor's Name: _____	Exhibitor's Signature: _____
Exhibitor's Name: _____	Exhibitor's Signature: _____
Exhibitor's Name: _____	Exhibitor's Signature: _____
Exhibitor's Name: _____	Exhibitor's Signature: _____
Exhibitor's Name: _____	Exhibitor's Signature: _____
Exhibitor's Name: _____	Exhibitor's Signature: _____

Show Chairman Name: _____ Signature: _____

Show Secretary Name: _____ Signature: _____

(Appendix 13.3) Official Health Check Form

The Canadian Goat Society has instituted the following regulations in an effort to minimize the possibility of disease transmission at our sanctioned shows and to present healthy animals for the public to view.

All animals to be shown at CGS sanctioned shows must have a health check prior to unloading if possible. Any animal found to show evidence of contagious or infectious disease will not be allowed to remain in the show area. Wherever contagion is felt to be a danger, all other animals in that herd group should be disqualified and removed from the show area as well.

Please check for; foot-rot, orf, ringworm, pinkeye, external parasites, clinical mastitis, bloody vaginal discharge and caseous lymphadenitis (lumps whether open or closed must not be shown or accommodated in the goat barn due to the unsightly appearance to the spectators. Exhibitors must not bring any animals with lumps whether they are being shown or not). Animals arriving after completion of the health check are not to be shown, nor are disqualified animals. Specific hours that the health check will be held must be stated in the advance prize list so that all exhibitors may be present.

DO NOT DRAW MILK: This can cause milk let-down in does waiting to be shown. However, if in a particular case, it is necessary to examine the milk, you may ask the owner or handler to draw a sample for you.

The show committee may choose a veterinarian or a committee of three CGS members to perform the health inspection. (Note: for shows held in the USA, 3 ADGA members may be used instead).

- 1. If the committee of three CGS/ADGA members is used, the following rules must be strictly adhered to:
All three persons serving on the Health Inspection Committee must sign this form and print their names legibly beside the signature.
- 2. The advance prize list sent to exhibitors MUST state, "A committee of three CGS (or ADGA) members in good standing will conduct the health inspection. Exhibitors agree to abide by the decision of the committee."
- 3. Junior members are NOT allowed to perform the Health Check, but may accompany the 3 CGS members to observe and learn how the Health Check is done.

Please note that Goat Shows are our best means of promoting goats and their products. Exhibitors and Inspectors are asked to cooperate reasonably to ensure that Canadian goats and CGS are presented in a responsible and business-like manner to Fair Board officials and the public.

Note: The Health Check Form is to be completed and returned to the CGS Office, along with the Report of Awards by the Judge.

Name of Show: _____ **Date:** _____

Number of Animals Disqualified: _____

Corresponding Number Disqualified: _____ (Where applicable, the number in each herd also disqualified due to contagion)

Veterinarian's Name (Print legibly) *Signature*

OR

CGS/ADGA Member's Name (Print legibly) *Signature*

CGS/ADGA Member's Name (Print legibly) *Signature*

CGS/ADGA Member's Name (Print legibly) *Signature*

(Appendix 13.4) Show Sanction Application



Canadian Goat Society 2024 Sanctioned Show Application

Box 726 Roblin, Manitoba R0L 1P0
Phone: 639-921-7788 E-mail: info@goats.ca

Name of Show: _____

Date of Show: _____ Exact date(s) animals are to be judged: _____

Location of Show: _____ Organization: _____
City Province

Show Chairperson

Check here if the show package should be mailed to this person ()

Name: _____ Phone _____ Email _____

Address: _____ City _____ Province _____ Postal Code _____

Show Secretary

Check here if the show package should be mailed to this person ()

Name: _____ Phone _____ Email _____

Address: _____ City _____ Province _____ Postal Code _____

Official CGS Judge

Name: _____

Base date for computing age of animals? _____

Restrictions as to who may exhibit? _____ If yes, what? _____

Check Sanctioned Show Being Applied For: (Check only one. Separate forms are required for each show)

- ☐ Open Doe Show (for exhibition of does of all ages) \$100.00 FEE
- ☐ Open Buck Show (for exhibition of bucks of all ages) \$100.00 FEE
- ☐ Senior Doe Show (limited to does that have freshened) \$100.00 FEE
- ☐ Junior Doe Show (does under 24 months that have not freshened) \$100.00 FEE

Check all the Breeds you are sanctioning:

Note: Official CGS Rosettes or Certificates must be purchased for each breed sanctioned.

<input type="checkbox"/>	Alpine
<input type="checkbox"/>	LaMancha
<input type="checkbox"/>	Nubian
<input type="checkbox"/>	Saanen

<input type="checkbox"/>	Toggenburg
<input type="checkbox"/>	Oberhasli
<input type="checkbox"/>	Nigerian Dwarf
<input type="checkbox"/>	Recorded Grade

<input type="checkbox"/>	All Other Purebred
<input type="checkbox"/>	Combined Purebred (All dairy breeds)
<input type="checkbox"/>	Angora (Requires separate judge)
<input type="checkbox"/>	Pygmy (Requires separate judge)

- A Best in Show Certificate is provided to each sanctioned show for no additional cost
- Multiple ring discount. Contact CGS to ensure your show qualifies before applying.
1st ring – \$100 sanction fee 2nd ring – \$80 sanction fee 3rd ring – \$70 sanction fee

Be sure to complete the reverse side of this form and remit cheque.

New for 2024 – CGS Youth Program (CGS Showman Awards Program) :

- In order for youth to accumulate points at CGS sanctioned shows under the Showman Awards Program, they **MUST** show in the following age divisions (Classes can not be combined):
 - Junior – Youth 10 years and under as of June 1st
 - Intermediate 1 – Youth between 11 – 13 years as of June 1st
 - Intermediate 2 – Youth between 14- 16 years as of June 1st
 - Senior – Youth 17 – 20 as of June 1st
 - CGS Youth Show Record of Placing Forms and Award certificates will be included in the show packages at no charge for shows offering Youth Showmanship classes in the above-noted age divisions.
- ✓ We have carefully read all the rules governing the conduct of an Official CGS Show.
 - ✓ We certify that the officers and members of the organization which we represent have read the Show Rules and have authorized us to make this application.
 - ✓ We agree to follow the regulations and to withhold all CGS awards when, due to circumstances developing after the permit has been granted, the Official Show Rules cannot be observed.
 - ✓ We understand that **CGS will not refund the fees in the event of cancellations of an Official Show.**
 - ✓ **We further certify that the CGS Show Rules will be strictly adhered to at all times.**

Date	Signature of Show Chairperson
------	-------------------------------

Date	Signature of Show Secretary
------	-----------------------------

***** Fees, as determined below, must be included with the application form *****

Show Sanction Fees (as shown on reverse) \$ _____
Late Sanction Fee \$ _____

\$100 plus courier cost

If application and payment not received by the office more than 40 days before show date

\$200 plus courier cost

If application and payment not received by the office more than 10 days before show date

Rosettes \$25 per breed _____ Sets X \$25 \$ _____

Application due by March 31 IF rosettes are wanted

Includes Grand Champion and Reserve Grand Champion. Official CGS Rosettes or Certificates must be purchased for each breed sanctioned.

Certificates \$10 per breed _____ Sets X \$10 \$ _____

Includes Grand Champion and Reserve Grand Champion.

Certificates must be purchased if not purchasing Rosettes.

A.O.P Insurance fee - \$20 \$ _____

Combines breeds if insufficient entry in one or more breed classes

Especially recommended for smaller shows or if sanctioning less common breeds.

C.G.S. Youth Showman Awards Program

Yes, we require forms ☐

Please check here if you will be offering Youth Showmanship classes and No, we do not require forms ☐

Require Youth show record of placing forms and award certificates (No charge)

SUB-TOTAL FEES \$ _____

Plus HST of 13% (ON), 15% (NB, NS, NL, PEI), 5% GST for all other provinces \$ _____

TOTAL \$ _____

Fees must be paid in full before a show package can be mailed.

(Appendix 13.5) National Show Sanction Application

CGS NATIONAL GOAT SHOW BID APPLICATION

ALL BIDS FOR THE EAST AND WEST CGS NATIONAL SHOWS MUST BE SUBMITTED IN WRITING OUTLINING ALL THE PARTICULARS TO THE CGS OFFICE NOT LATER THAN JUNE 30TH, OF THE YEAR PRECEDING THE SHOW. APPLICATIONS CAN BE SENT FOR CONSIDERATION 2 YEARS PRIOR TO SHOW DATE.

The CGS Board of Directors will consider all completely filled National Show bids with the appropriate fees received prior to June 30th. If the CGS Office has not received any National Show bids prior to June 30th, National Show Bids will still be considered after that date, provided they are received in the CGS office six (6) months prior to the date of the show.

The successful bid is responsible for sanction fees and certificate and rosette costs. A complimentary half page advertisement will be placed in a CGS publication in advance of the show.

The host must submit the photos of the Grand and Reserve Senior Champions and Grand and Reserve Junior Champions. The top three placings in each class must be provided at no charge to CGS. Pictures (j-peg or PDF) and placings **MUST** be sent to the CGS office within **60 days** of the show for publication in a CGS publication following the show.

CRITERIA FOR ACCEPTING NATIONAL SHOW BIDS

- All purebred dairy breeds must be sanctioned (Recorded Grades optional)
- No A.O.P. (All Other Purebred) class
- No Best in Show class
- Judge must be a fully licensed CGS or ADGA judge (Apprentices may not judge a National Show. Judges with qualifications from comparable organizations will be considered on a case-by-case basis)

CRITERIA FOR CLASSES OFFERED

- DAIRY:** Minimum of four (4) milking classes & minimum of two (2) junior classes offered.
- ANGORA:** Minimum of four (4) fleece classes offered.
- PYGMY:** Minimum of four (4) age classes offered.

Please provide the following details by answering the following questions in this form or include a separate attachment if more space is needed:

- Complete description of facilities available for both the exhibitors and animals. (Penning capacity, ring, access to electricity, water, parking, access to the site etc).
- Nearby accommodations for exhibitors. Is camping allowed on site?
- Describe entry fees and prize money offered (if applicable).
- If the event is held at a show, please provide a copy of the show rules. Are there any restrictions for the number of entries an exhibitor can make?
- Are there any other events held in conjunction with the National Show?
- How can hosting the National Show promote CGS? Are there any other advantages of holding the National Show at your facilities?
- How will you promote the National Show? Is there a website or a Facebook page?

Preference will be given to bids that the CGS Board of Directors feels will promote goats and goat related products to the public, as well as goat enthusiasm in the industry. Feasibility of attracting entries such as geographical location and time of year will also be considered.

All bids will be considered but not necessarily awarded.



Canadian Goat Society

PO Box 726, Roblin, Manitoba, R0L 1P0

Phone: 639-921-7788 E-mail: info@goats.ca

CGS NATIONAL GOAT SHOW BID APPLICATION

☐ **EAST** (Districts 4,5,6)

☐ **WEST** (Districts 1, 2, 3)

Location of Show (City/Fair): _____

Address of Show Facilities: _____

Contact for the show
facilities: _____ Phone Number: _____

Email address: _____ Date(s) of Show: _____

Exact day of judging: _____ Base date for computing age: _____

CONTACT INFORMATION

	Name	Address	Phone	Email
<input type="checkbox"/> * Show Chairperson				
<input type="checkbox"/> * Show Secretary				
Official Judge				

* PLACE CHECK MARK INDICATING TO WHOM THE SHOW PACKAGE WILL BE MAILED

ADDITIONAL INFORMATION

Please provide the following details (include a separate attachment if more space is needed).

Complete description of facilities available for both the exhibitors and animals.			
Describe the penning type and capacity.			
Nearby accommodations for exhibitors. Is camping allowed on site?			
Describe entry fees, prize money, and awards offered. (If applicable)			
Are there any restrictions for the entries an exhibitor can make? If so, what are the restrictions?			
Are there any other events or social event held in conjunction with the National Show?			
How else can hosting the National Show at your facility promote Goats and CGS? Are there any other advantages of holding the National Show at your facilities?			
How will you promote the National Show? Is there a website or a Facebook page?			
Will the show have a ring steward?	-	Comments:	
Will the show have signage?	-		
Will the show have a photographer?	-		
Will the show have an announcer?	-		

SANCTION INFORMATION

Check Type of Sanction (Select one – Refer to Show Rules Section E, F &G):

☐ A - Open Doe Show

☐ B - Senior Doe Show & Junior Doe Show (Junior and Senior separately Sanctioned)

Check if sanctioning additional breeds:

☒ Alpine

☒ Toggenburg

☒ Nigerian Dwarf

☐ Angora (Requires Angora Judge)

☒ LaMancha

☒ Saanen

☐ Recorded Grade

☐ Pygmy (Requires Pygmy Judge)

☒ Nubian

☒ Oberhasli

Age Classes offered:

Juniors: _____ Seniors: _____

Special classes offered (Optional):

☐ Get of Sire

☐ Dam & Daughter

☐ Progeny of Dam

☐ Breeder's Herd

☐ Dairy Herd

☐ Premier Breeder

☐ Premier Exhibitor

☐ Other _____

FEES

*** Fees, as determined below, must be included with the application form ***

Show Sanction Fees		
<input type="radio"/> A - Open Doe Show *Only select one (A or B)	\$100.00 FEE	\$
<input type="radio"/> B - Junior & Senior Doe Show *Only select one (A or B)	\$200.00 FEE	\$
Rosettes and Certificates * Must purchase one set per breed / sanction	_____ x \$35.00 / SET	\$
SUB-TOTAL		\$
Please add 13% HST to all fees for ON. Add 15% HST to all fees for PEI, NB, NS, Nfld. Add 5% GST to all fees for all other provinces.		\$
TOTAL		\$

- ✓ We certify that the officers and members of the organization, which we represent, have read the Show Rules governing CGS sanctioned shows and have authorized us to make this application.
- ✓ We understand that CGS will not refund the fees in the event of a cancellation after being announced as a National Show.
- ✓ We further certify that the CGS Show Rules will be strictly adhered to at all times.

Show Chairperson Name (Please print clearly)

Signature

Date

Show Secretary Name (Please print clearly)

Signature

Date

The application must include a cheque or e-transfer covering the total fees and rosettes in order to be considered.
If the bid is not selected, the funds will be returned



(Appendix 13.6) Scorecard for Judging Bucks

CGS SCORECARD FOR BUCKS

GENERAL APPEARANCE		TOTAL 54 POINTS
Attractive individuality indicating masculinity, vigor and strength with a harmonious blending and correlation of parts; impressive style and attractive carriage; graceful and powerful walk.		
STYLE	Graceful appearance; smoothness of blending throughout, especially the shoulder blades which should be set smoothly against the chest wall and withers; full in the crops.	8
BREED TYPE & HEAD	Appropriate for the breed.	8
BACK	The back strong and appearing straight; chine & loin broad, strong and nearly level.	8
RUMP	Long and wide, nearly level from hips to pins and thurl to thurl; hips wide and level with the back; pin bones wide apart, nearly level and well-defined; tail head set slightly above & neatly between the pin bones; tail symmetrical with the body.	10
FEET& LEGS	Legs wide apart, squarely set; bone flat and flinty; tendons well defined. Pasterns of medium length, strong & with some spring. Feet pointed forward with close toes, deep heel and level sole. Forelegs straight with clean knees. Hind legs nearly perpendicular from hock to pastern when viewed from the side; high and wide in the escutcheon with legs straight and well apart when viewed from the rear. Hocks clean.	20
DAIRY CHARACTER		TOTAL 23 POINTS
Animation, angularity, general openness and freedom from excess fleshing.		
	Neck long and lean. Throat clean. Withers well defined and wedge shaped, rising above the shoulder blades. Ribs wide apart, bone wide, flat and long. Flank deep with arch well defined. Thighs incurving to flat when viewed from the side.	23
	Loose, pliable skin with fine hair.	
BODY CAPACITY		TOTAL 23 POINTS
Relatively large in proportion to the size of the animal, providing ample digestive capacity, strength and vigour and showing desirable length of body.		
	Width throughout beginning with the head and carried through the chine and loin. Barrel deep and strongly supported, ribs well sprung with depth and width tending to increase towards the flank. Heart deep and wide with well sprung foreribs; chest floor wide; fullness at the point of elbow.	23
		TOTAL 100



(Appendix 13.7) Scorecard for Judging Does

(NOTE: Junior does to be judged on 65 point scorecard - not including mammary system score)

GENERAL APPEARANCE		TOTAL 35 POINTS
Attractive individuality indicating femininity, vigor and strength with a harmonious blending and correlation of parts; impressive style and attractive carriage; graceful and powerful walk.		
STYLE	Graceful appearance; smoothness of blending throughout, especially the shoulder blades which should be set smoothly against the chest wall and withers; full in the crops.	5
BREED TYPE & HEAD	Appropriate for the breed.	5
BACK	The back strong and appearing straight; chine & loin broad, strong and nearly level.	5
RUMP	Long and wide, nearly level from hips to pins and thurl to thurl; hips wide and level with the back; pin bones wide apart, nearly level and well-defined; tail head set slightly above & neatly between the pin bones; tail symmetrical with the body.	8
FEET & LEGS	Legs wide apart, squarely set; bone flat and flinty; tendons well defined. Pasterns of medium length, strong & with some spring. Feet pointed forward with close toes, deep heel and level sole. Forelegs straight with clean knees. Hind legs nearly perpendicular from hock to pastern when viewed from the side; high and wide in the escutcheon with legs straight and well apart when viewed from the rear. Hocks clean.	12
DAIRY CHARACTER		TOTAL 15 POINTS
Animation, angularity, general openness and freedom from excess fleshing, giving due regard to the period of lactation.		
	Neck long and lean. Throat clean. Withers well defined and wedge shaped, rising above the shoulder blades. Ribs wide apart, bone wide, flat and long. Flank deep with arch well defined. Thighs incurving to flat when viewed from the side. Loose, pliable skin with fine hair.	15
BODY CAPACITY		TOTAL 15 POINTS
Relatively large in proportion to the size of the animal, providing ample digestive capacity, strength and vigour and showing desirable length of body.		
	Width throughout beginning with the head and carried through the chine and loin. Barrel deep and strongly supported, ribs well sprung with depth and width tending to increase towards the flank. Heart deep and wide with well sprung foreribs; chest floor wide; fullness at the point of elbow.	15
MAMMARY SYSTEM		TOTAL 35 POINTS
A strongly attached, well-balanced udder of good quality, indicating ample production and a long period of usefulness		
	MEDIAL SUSPENSORY LIGAMENT & CLOSELY RELATED TRAITS	15
	Ligament strong & well defined, udder floor carried above hocks	5
	Shape, balanced and well rounded	4
	Texture, soft & pliable, free of scar tissue, well collapsed after milking	4
	Teat placement, well apart, squarely set & plumb	2
FORE UDDER	Carried well forward, tightly attached without pocket, wide, blending smoothly into the body & indicating capacity.	8
REAR UDDER	High, wide & smooth, securely attached in the escutcheon, and indicating capacity.	8
TEATS	Uniform, of correct length and circumference, cylindrical in shape, well delineated.	4
TOTAL 100		



(Appendix 13.8) Showmanship Scorecard

APPEARANCE OF THE ANIMAL		TOTAL 40 POINTS
CONDITION AND THRIFTINESS	Showing normal growth, neither too fat nor too thin.	10
HAIR, HOOVES AND DISBUDDING	Hair clean and properly groomed. Hooves trimmed and shaped to enable animal to walk and stand naturally. Neatly disbudded if the animal is not naturally hornless.	10
CLIPPING	Entire body if weather has permitted, showing that sufficient time was allowed to grow a neat coat of hair by show day.	10
CLEANLINESS	Clean body, as free from stains as possible, with special attention to legs, feet, tail area, nose and ears.	10
APPEARANCE OF EXHIBITOR		TOTAL 10 POINTS
ATTIRE	Clothes and person neat and clean. Plain white costume preferred	10
SHOWING ANIMAL IN THE RING		TOTAL 50 POINTS
LEADING	Enter, leading the animal at a normal walk around the ring in a clockwise direction, walking on the left side of the animal and holding the collar with the right hand. Exhibitor should walk as normally and inconspicuously as possible. Goat should lead readily and respond quickly. Lead equipment should consist of a collar or small link chain, properly fitted. As the judge studies the animal, the exhibitor walks on the side of the animal opposite to the judge. Exhibitor leads slowly with the animal's head held high enough for impressive style, attractive carriage and graceful walk.	10
POSE AND SHOW	Animal should be between the exhibitor and the judge as much as possible. Avoid exaggerated positions such as crossing behind the goat. Exhibitor should stand or kneel where he can observe both the animal and the judge. Pose animal with front feet squarely beneath and rear feet slightly spread. Where possible, face animal upstage with her front feet on a slight incline. Neither crowd other exhibitors nor leave too much space when leading into a side by side position. When judge changes placing, animal is lead forward out of line, down or up to the place directed, then back through the line, finally making a U- turn to get into position. Slight pull on the collar is used to step animal ahead. If the animal steps badly out of place, she is returned to her position by leading her forward and making a circle back through her position in the line. When the judge is observing the animal, if she moves out of position, she is replaced as quickly and inconspicuously as possible. Exhibitors should be natural - Over showing and undue fussing and maneuvering are objectionable.	15
SHOW ANIMAL TO BEST ADVANTAGE	Exhibitor should recognize the conformation faults and good points of the animal they are leading and strive to overcome the faults and enhance the good points.	15
POISE, ALERTNESS AND COURTEOUS ATTITUDE	Exhibitors should keep an eye on their animals and be aware of the position of the judge at all times, but not stare at the judge. Exhibitors should not be distracted by persons or activities at ringside and respond rapidly to requests from judges or officials. They should be courteous, sportsmanlike and respect the rights of other exhibitors at all times. The best showman shows the animal, not themselves. They continue exhibiting well until the entire class has been placed, the judge has given reasons and class is dismissed.	10
		TOTAL 100



(Appendix 13.9) Pygmy Measurements

Pygmy Body Measurement Chart

Note: It is a very serious defect if a Pygmy goat does not conform to this measurement chart.

			Minimum cm. inches		Maximum cm. inches	
6 MONTHS	MALE	Wither Height Cannon Length	36.0 6.3	14.17 2.48	50.0 8.2	19.68 3.22
	FEMALE	Wither Height Cannon Length	33.0 6.0	12.99 2.36	47.0 7.8	18.50 3.07
12 MONTHS	MALE	Wither Height Cannon Length	37.0 8.3	14.56 3.26	50.0 11.2	19.68 4.4
	FEMALE	Wither Height Cannon Length	35.0 8.3	13.77 3.26	48.0 10.8	18.9 4.25
24 MONTHS	MALE	Wither Height Cannon Length	40.6 9.6	16.0 3.7	57.0 11.6	22.4 4.5
30 MONTHS	FEMALE	Wither Height Cannon Length	40.6 9.4	16.0 3.7	60.0 11.8	23.6 4.6

IMPORTANT

Allowable margin of error: 1/10th inch or .24 cm.

Height at withers is measured with a right angle device set perpendicular to the floor and level across the withers.

The cannon bone is measured with calipers set at the outer edge of the knee and pastern joints, with both joints sharply bent.