



CANADIAN GOAT SOCIETY

Milk Recording Booklet

Canadian Goat Society

Table of Contents

Milk Test Program Rules	9
CGS 305 Day (24 Hour Test) Choice of	3
Lactanet Program	3
Verification Tests, Program Fees, Sample Test Schedules	3
Sample Barn Sheet	4
Official One Day (*M) Milk Recording Program Rules	5-6
*M Fees, Calculation of points	6
CGS Qualification Scale - Standard Breeds	7
CGS Qualification Scale - Nigerian Dwarf	8
On Farm Procedures for Milk Test Program	9
SCALES AND SAMPLES	9
Scales	9
Dairy Dippers.....	9
Sample Bottles.....	9
Handling Of Milk Sample Bottles	9
Appendix 1: Approved Dairy Type Scale Examples.....	11

Canadian Goat Society Milk Test Programs

Amended February 2024

Milk Test Program Rules

1. Participants in all CGS Milk Recording Programs must be CGS members in good standing and comply with CGS rules and local DHI Laboratory standards for component analysis. **NEW** - All animals residing/comingling in one barn would be considered a management unit. The definition of a herd is all animals within a management unit.
2. Herds must be pre-approved by the CGS Office, pay all fees and stay on the milk test program for the full duration of the selected testing program and abide by testing frequency as required in order to have publishable records. Herd owners are to supply to the CGS Office, at the beginning of each calendar year, a list of the proposed milk test dates/week for the year. Herd owners are able to do owner sampling for either the 8 test per year or the 6 tests per year program. Herds must stay on the milk test program for the chosen period of time to have publishable records.
3. **NEW** - In order for the required number of herd tests, during each 305 day milk test year to be respected on a continual basis the interval between any **2 (two)** herd tests should not exceed 60 days. Testing intervals should average **50** days and not be less than 15 days. Any testing schedule outside of 15 – 60 days must be approved by the CGS Office.
4. A doe's production will be considered as official only when her first test for that lactation occurs within 75 days of freshening. This applies to doe's entering the herd after they have freshened (i.e. Purchased does) as well as new herds coming on test. Doe's which freshen in a herd already on test must be tested on the first test held after the doe is five days fresh. If a doe is less than five days fresh, she is considered "too fresh to test" and should be entered and tested on the next test sheets. The day after kidding is considered to be day one of the record. A lactation cannot be calculated or deemed official without a termination date which should be supplied on the next test following the date the animal was dried, sold, died or the herd went off test. All testing programs conclude with one dry test, with the remainder being sampled tests.
5. All animals on test must be positively identified. Official awards will not be granted to animals whose registration numbers, tattoos or ownership cannot be verified by CGS. Official lactation awards will not be granted to animals with illegible or missing tattoos. This applies to any new goats or newly fresh goats entering the herd on their first test as well. When new goats begin lactation, **all** tattoos from those animals must be checked. If papers on new doe's entering the herd are not available for the first test the doe will enter the herd as required but the lactation will not be considered official until this information is verified.
6. An animal is considered "dry" on the day that you stop milking her at least twice a day. This "dry date" must be recorded on the test sheets of the next test day. In the event that an animal is sold, the sold date must be entered on the sheet of the first test after she departed the herd. This date is the date she actually left the herd not necessarily the date sold. At the time of each test the herd owner shall provide all the data for a complete and accurate report of each goat in the herd. (i.e. breeding dates, corrections, fresh dates, dry dates and new doe's to enroll).
7. **New** - No lactation under 240 days will be considered official and will not be published.
8. No stimulants or drugs shall be given to a doe at any time during the test unless for medical reasons, which must be noted. Any practice that is intended to create an abnormal milk or component yield is prohibited.
9. If a herd has only dry or lactation termination dates to record and no milk weights, it is still necessary to be tested and record the information. As there are no milk samples to be analyzed by the laboratory, the tester must notify your field staff representative/supervisor or contact Lactanet, 660 Speedvale Ave. W. Suite 101, Guelph, Ontario N1K 1E5. This is considered a test and may be counted, as a test to be included in the minimum required 6 or 8 tests per year for official status.

10. Herds wishing to drop off test must notify the CGS Office **and** Lactanet in writing, in advance. Charges to maintain the herd on the system will continue until written notice is received by the CGS Office **and** Lactanet Office. If a herd goes off test, it is necessary to complete one more set of barn sheets to record termination for all lactations in the Herd. Remember that it is always necessary to record all changes in status whether all the animals are dry or not.
11. **New** - All herds on test may be subject to random test checks.
12. Herd owner accounts and CGS membership fees must be current for lactation's to be deemed as official. CGS fees must be paid in advance at the rates determined by the CGS Board of Directors. **New** - Outstanding accounts will not be tolerated and herds in arrears of fees more than 60 days from date of invoice WILL be subject to loss of official status of lactations, termination of testing privileges and suspension of CGS member privileges at CLRC.

Official *P (305 Day) OWNER TESTER & SAMPLER on the 8 tests or 6 tests a year program for Official Milk Recording Program

CGS 305 Day (24 Hour test) Choice of: 6 tests (representing less cost to herd owner, designed more for the large herd owners) or 8 tests per 305 day testing.

New - Herd-owners must be pre-approved by the CGS Office before going on 305 day milk annually. The application provided on the CGS website must be filled in and sent in with CGS fees annually, to the CGS Office and before going on 305 test. The CGS office will forward the milk test application to Lactanet who will contact the applicant with all necessary information and fees for the 305 lactation.

1) For herds milking 25 does and over the requirement is that ALL registered 1st lactation animals MUST be on test. Older does at owners discretion on the 305 – 6 or 8 test program.

2) For herds with 24 and less milking does, ALL does must be on test for the 305 – 6 or 8 test program.

Lactanet 305 Day Program

CGS Members may also use the provincial Cattle Milk Tester with DHI Services. Contact the Lactanet office for specific information regarding the use of a DHI tester.

*P Herd Fees Payable to CGS for 305 Milk Test Programs:

1-24 animals: \$30.00 herd fee – payable once annually

25 animals and up: \$60.00 herd fee – payable once annually.

Sample Testing Schedule 6 Tests per year – 55-day test intervals			Sample Test Schedule 8 Tests per year – 50-day test intervals		
Test 1	5 days after doe freshens	Feb 15	Test 1	5 days after doe freshens	Feb 15
Test 2	Approximately 55 days after Test 1	April 10	Test 2	Approximately 30 days after Test 1	Mar 15
Test 3	Approximately 55 days after Test 2	June 4	Test 3	Approximately 50 days after Test 2	May 4
Test 4	Approximately 55 days after Test 3	July 29	Test 4	Approximately 50 days after Test 3	June 23
Test 5	Approximately 55 days after Test 4	Sept 22	Test 5	Approximately 50 days after Test 4	Aug 12
Test 6	Enter all does as dry within 60 days of test 5	Dec 1	Test 6	Approximately 50 days after Test 5	Oct 1
Total DIM		290	Test 7	Approximately 50 days after Test 6	Nov 20
The 6-test program is not as costly and was designed for the convenience of large herd owners.			Test 8	Enter all does as dry within 60 days of Test 7	Dec 16
			Total DIM		305
			The 8-test program is more expensive, however, 2 extra tests provide more genetic data to the program.		

Sample Barn Milk Test Sheet

Date: _____

Start

End

PM

AM

Herd #

(Supplied by Lactanet)

Option: 6 or 8 Tests

Tester

Control #	Name	Sample #	PM	AM	NOTES

Canadian Goat Society Milk Test Programs

Milk Test Program Rules

Official One Day (*M) Milk Recording Program Rules

The first two (2) one day milk tests in a calendar year will be at the regular fee, a third (3rd) test in a calendar year will be at no charge.

A Herd-owner may also choose to use one of the One Day (*M) CGS Official Test Program which is a program designed to allow the herd-owner to obtain information regarding the production and component qualities of their herd based on a one day test. Animals qualifying for the required points based on the *M scale will be awarded a *M certificate.

Herd-owners must apply for this test in writing and applications are to be received at the CGS Office at least 30 days prior to test date. Complete rules and application forms are available from the CGS Office for any herd-owners or organizations wishing to do a Selective *M One-Day Test.

1. A Fair, Exhibition, or goat breeders' club or private individual may sponsor an Official One-Day milking Competition provided that the CGS Office receives the application and appropriate fees at least 30 days in advance of the competition. If not received at least 30 days in advance, a \$100.00 late fee will apply. If application and fees are not received before the function is held then it will NOT be sanctioned. For private competitions, the approved tester may perform the duties of the superintendent. If the application is approved, the CGS Secretary-Manager will notify the applicant and provide report forms which must be used during the competition and will be considered the official results for calculation of Star M points.
2. The competition must be held under the supervision of a CGS approved tester. Please note that the tester is not required to be a CGS member. The official tester must NOT be a member of the same household; a person related to the herd-owner, such as a relative or spouse; a person in his/her employment or a person with a direct financial interest in the animal(s) to be tested: as defined under CGS Policy and Procedures.
3. The applicant must sign the application form.
4. All does entered must be registered in the Canadian Goat Society and original papers must be on site. Grade animals may participate if they are identified by an Unrecorded Grade Certificate (URG). In all cases, does must be legibly tattooed exactly as shown on their papers. The official tester must read all tattoos from the animals and this information will be recorded as read, on the official report. Name and ownership information must be taken from the original registration/URG papers.
5. If a doe is less than five days fresh, she is considered "too fresh to test" and should not be included in the One Day (*M) Test.
6. If the competition is held at a Fair or Exhibition, the rules governing entry to such a show must also be observed, provided that they do not waive the requirements for registration/URG.
7. Goats entered shall be on site the evening before and shall be milked dry and stripped out in the presence of the superintendent or official tester 24 hours before the hour set for the final milking of the competition. Animals arriving late for the pre-milk out must be milked dry and stripped out on arrival.
8. The superintendent will supply ample sample bottles for butterfat analysis and a storage box with hinges and hasp. The official tester will supply his own padlock for the box. The tester will deliver the samples and one copy of the official report form to the provincial lab or nearest drop-off point after the competition.
9. The Tester shall use his own scales to weigh the milk in kilograms and tenths of kilograms. The tester shall take a sample of each milking of each doe during the test period. The composite sample from each doe shall be tested for butterfat. All of the milk taken from an animal at one milking must be poured into the supervisor's bucket at one

time. (A doe that kicks etc., may still be milked by emptying the bucket from time to time, but these portions must all be added to a bucket that is then poured all at once into the weigh bucket).

10. The tester shall send the original report form, signed by the tester, the superintendent (as applicable) and the owner of each doe, directly to the CGS office, along with a cheque for the balance of the fees, payable to the Canadian Goat Society.

NOTE: The owner or agent of the doe, upon signing the report form, certifies that the information is correct. Any clerical errors detected must be corrected and initialed by the tester on test day. Positive identification of the does entered is necessary for official CGS recognition. Errors in the information for a doe will result in loss of CGS recognition.

11. There shall be no more than 3 milking's per 24-hour day. Points shall be given for the quantity of milk produced, the length of lactation and for the percentage of butterfat as follows:
 - a) Each kilogram of milk = 2.2 points figured to two decimals;
 - b) Each completed 10 days the goat has been in milk since the last kidding, starting day one as being the day the doe kidded = 0.10 of a point, with a maximum of 3.6 points (1.44 points for Nigerian Dwarf);
 - c) Each .0227 kilogram of butterfat yielded in the milking's = 1 point figured to two decimals
12. The total points must be equal or more than the level shown on the *M graduated scale, for the age of the doe on test day, in order to qualify the doe for *M status. Provided that other eligibility requirements are met. (URG does must earn 18 points minimum).

All rules for the other programs, with regard to identifying, sampling and weighting, recording information and tester being approved, apply to these programs as well. There are three tests completed on a one day *M test at 12 hour intervals, the first being an ID check and milk out. Any herd choosing to do to do more than one *M test a year must have a minimum of 2 months between tests. All Courier fees at owner's expense.

***M Fees Payable to CGS**

Non-Selective 1 Day Program - Test all 1st (required) & 2nd (recommended) lactation does.

1-15 goats' \$50.00 herd fee

16-25 goats' \$75.00 herd fee

26-100 goats' \$125.00 herd fee

101+ goats' \$175 herd fee

Selective 1 Day Program - Test any animals you wish (results will not be included in genetic evaluations).

1-15 goats' \$100.00 herd fee

16-25 goats' \$150.00 herd fee

26-100 goats' \$250.00 herd fee

101+ goats' \$350.00 herd fee

All Fees Subject To Appropriate HST/GST.

*The CGS office will automatically issue *M certificates for qualifying animals.*

Note: Lab fees, courier fees, or express costs are to be paid by the herd owner.

Owners must be CGS members in good standing to gain official recognition.

Example: To calculate points using information from the One Day Test Report and the Lab Report, calculate the following in order.

A = 2.2 x kgs. Milk

B = 0.1 points per 10 days in milk

C = (kgs. Milk x 0.0 Butterfat %) divided by 0.0227

A + B + C = Total Points. This is approximate as the computer does the calculations.

Note: Days in Milk is to a max of 3.6 points for Standard Breeds and 1.44 points for Nigerian Dwarfs

CGS Qualification Scale - Standard Breeds

*P records are earned on 305 day official testing. For *P calculations, "age" is the age at freshening.

*M points are earned at CGS Official One Day Milking Competitions. For *M calculations, "age" is the age on test date.

Does under the age of 2 year 8 months must qualify at the 2 year 8 month level. Does of six year of age or older must qualify at the 5 year 11 month level. Unrecorded Grade Does (URG) must qualify at the 5 year 0 month level.

AGE		*P		*M
Years	Months	Kgs Milk (and/or) Kgs B.F.		Total Points
*2 YRS	8 Months	757	26	15.00
	9	762	27	15.07
	10	768	27	15.19
	11	773	27	15.29
3 YRS	0 Months	779	27	15.42
	1	784	27	15.51
	2	790	28	15.63
	3	795	28	15.73
	4	800	28	15.82
	5	806	28	15.94
	6	811	28	16.04
	7	817	29	16.16
	8	822	29	16.26
	9	828	29	16.38
	10	833	29	16.48
	11	839	29	16.60
4 YRS	0 Months	844	30	16.69
	1	850	30	16.81
	2	855	30	16.91
	3	861	30	17.03
	4	866	30	17.13
	5	872	31	17.25
	6	877	31	17.35
	7	883	31	17.47
	8	888	31	17.56
	9	894	31	17.68
	10	899	31	17.78
	11	905	32	17.90
*5 YRS	0 Months	910	32	18.00
	1	905	32	17.90
	2	899	31	17.78
	3	894	31	17.68
	4	888	31	17.56
	5	883	31	17.47
	6	877	31	17.35
	7	872	31	17.25
	8	866	30	17.13
	9	861	30	17.03
	10	855	30	16.91
	11	850	30	16.81

CGS Qualification Scale - Nigerian Dwarf

*P records are earned on 305 day official testing. For *P calculations, "age" is the age at freshening.

*M points are earned at CGS Official One Day Milking Competitions. For *M calculations, "age" is the age on test date.

Does under the age of 2 year 8 months must qualify at the 2 year 8 month level. Does of six year of age or older must qualify at the 5 year 11 month level. Unrecorded Grade Does (URG) must qualify at the 5 year 0 month level.

AGE		*P		*M
Years	Months	Kgs Milk (and/or) Kgs B.F.		Total Points
*2 YRS	8 Months	302.8	10.4	6.000
	9	304.8	10.8	6.028
	10	307.2	10.8	6.076
	11	309.2	10.8	6.116
3 YRS	0 Months	311.6	10.8	6.168
	1	313.6	10.8	6.204
	2	316.0	11.2	6.252
	3	318.0	11.2	6.292
	4	320.0	11.2	6.328
	5	322.4	11.2	6.376
	6	324.4	11.2	6.416
	7	326.8	11.6	6.464
	8	328.8	11.6	6.504
	9	331.2	11.6	6.552
	10	333.2	11.6	6.592
	11	335.6	11.6	6.640
4 YRS	0 Months	337.6	12.0	6.676
	1	340.0	12.0	6.724
	2	342.0	12.0	6.764
	3	344.4	12.0	6.812
	4	346.4	12.0	6.852
	5	348.8	12.4	6.900
	6	350.8	12.4	6.940
	7	353.2	12.4	6.988
	8	355.2	12.4	7.024
	9	357.6	12.4	7.072
	10	359.6	12.4	7.112
	11	362.0	12.8	7.160
*5 YRS	0 Months	364.0	12.8	7.200
	1	362.0	12.8	7.160
	2	359.6	12.4	7.112
	3	357.6	12.4	7.072
	4	355.2	12.4	7.024
	5	353.2	12.4	6.988
	6	350.8	12.4	6.940
	7	348.8	12.4	6.900
	8	346.4	12.0	6.852
	9	344.4	12.0	6.812
	10	342.0	12.0	6.764
	11	340.0	12.0	6.724

On Farm Procedures for Milk Test Program

SCALES AND SAMPLES

Two of the most important aspects of Milk Recording are weighing the AM and PM milk and taking the butterfat samples. Obviously, any errors at this stage will seriously affect the milk record and the butterfat and protein yield. This Manual has been prepared to help in these operations and is a composite of the requirements of the various provincial DHIA labs.

Scales

The CGS Rules require the use of an approved dairy type scale, calibrated in kilograms. The most commonly used hanging scale is the Salter 235. (For a list of approved scales contact the CGS office) **YOU MUST USE A SCALE CALIBRATED IN KILOGRAMS TO PARTICIPATE IN EITHER OF THE MILK RECORDING PROGRAMS.**

Dairy Dippers

The CGS Group Test Rules require the use of a 30 ml (one-ounce.) dairy dipper to take butterfat samples. These are available from agricultural supply houses or kitchen supply stores in various styles. The length of the handle is not important, provided that it is convenient to use. The important factor is the size of the cup. Salad dippers can also be used, as they are made of stainless steel, are virtually identical to dairy dippers, and are available at a fraction of the cost.

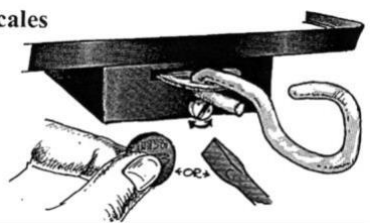
Sample Bottles

All Lactanet labs supply plastic sample bottles. A preservative pill is included in the bottle. **THESE PILLS ARE TOXIC.** This chemical can be absorbed through the skin and is extremely dangerous to small animals and children. Please take special care when handling the sample bottles, so that none of the contents come in contact with the associated milking equipment. It is recommended that a pail of water be provided, so that the dipper may be washed off (between samples) to avoid contamination of the milk pail. This is an extremely important item and cannot be overemphasized.

Handling Of Milk Sample Bottles

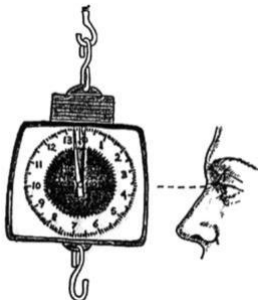
Under the CGS Test Rules, it is the responsibility of the tester to personally deliver the milk samples to the local drop-off point. Every effort is to be made to keep the samples in good condition (refrigerated) and to deliver them within 24 hours of the test. The samples can deteriorate rapidly under certain weather conditions, and will result in lower butterfat and protein yields.

Scales



To calibrate the scale:

- Hang the scale in a suitable location and place the milk pail on the hook.
- Only use this milk pail for weighing the milk.
- Set the point at zero.
- Empty all the milk out of the pail between weightings.



To Check the Accuracy of the Scale:

- 80 ounces of cold water should weigh 2.3 kgs
- One liter of water should weigh 1.0 kilograms



Protect Your Investment

Your scale is a precision instrument that is costly to replace. Inaccurate or inconsistent scales must be replaced. Some types of scales are affected by dust and humidity.

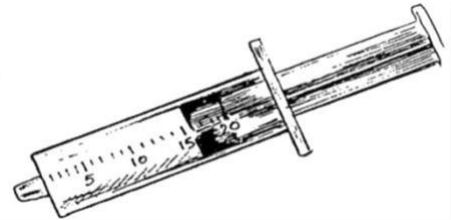
When not in use, keep your scale covered and in a dry place. The scale face must be easily read to within 1/10th of a kilogram. Graduations finer than this are not required for DHI. Reports indicate that some types of scales deteriorate rapidly if stored in the barn or milk house.



MIX WELL

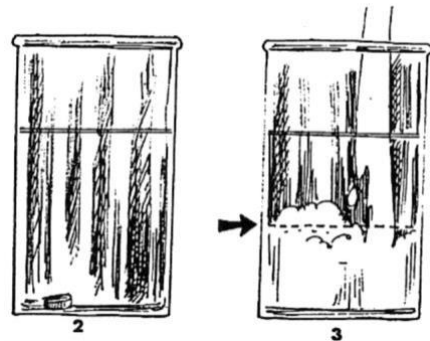


BEFORE A BUTTERFAT SAMPLE IS TAKEN, stir the milk with the dipper or pour the milk back and forth into another pail. This will guarantee that the milk is well mixed, so that your butterfat and protein levels are accurate.



DAIRY DIPPERS are available in various styles. Two examples are illustrated here. A syringe may be used if necessary, provided it is capable of holding 15 ml.

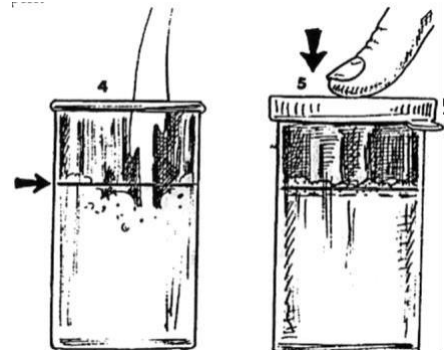
Samples



1. Note preservative pill in empty sample bottle.
2. Fill sample bottle 1/3 full from first milking
3. Fill sample bottle with another 1/3 from the second milking.
4. Close lid on sample bottle and shake to dissolve pill.

DO NOT OVERFILL THE BOTTLES

The bottles should be filled 1/3 full for the first test, and 1/3 for the second test. There must be an air space above the milk. Make every effort to make the samples of equal size. After the lid has been firmly replaced, shake the bottle to dissolve the pill in the milk.



Appendix 1 - Approved Dairy Type Scales

Chatillon MD-60



- Designed specifically for dairy applications
- Easy to read
- Heavy gauge steel construction, baked enamel finish
- Expensive, but durable
- Easy to calibrate

Detecto MCS-60M



- Designed specifically for dairy applications
- Accurate weighing at all times
- Combination plastic and steel
- Expensive, but durable
- Easy to calibrate

Pelouze (Viking) 7800 and 7842



- Low cost scale
- Metal construction, baked enamel finish
- Moderately durable, can lose calibration easily
- Does not like travel
- Marketed by some dairy supply places as replacement for the Hanson scale

Hanson Dairy Scale 600



- The old “standard” for DHI milk testing
- No longer manufactured
- Maintains calibration over the weight range

Salter Brecknell 235-Series



- Medium cost price
- Metal construction, baked enamel finish
- Moderately durable
- Most common scale used with CGS milk testing herds.